



# EAFRD financial instruments for agriculture and rural development 2014 – 2020

13 JUNE 2016

Giuseppe Blasi (*Ministry of agriculture*)

## Multiannual Financial Framework 2014-2020 (Italy) Direct payments, Rural development and Common Market Organizations

*(Mln €; current prices)*

	<b>2014-2020</b>
<b>Direct Payments</b>	26.983
<b>CMO (*)</b>	3.797
<b>Rural development (incl. national co-financing)</b>	20.859
<b>Total CAP (incl. national co-financing)</b>	<b>51.640</b>

*(\*) Estimated amounts*

# Direct payments 2015: agricultural holdings

Payment amount	Basic payment scheme + Greening			of which Young farmers	
	Producers	Surface	Amount	Producers	Amount
> 250 €	870.629	10.766.817	3.287.153.878	29.916	31.151.578
> 5.000 €	<b>140.008</b> 16,1%	<b>6.492.387</b> 60,3%	<b>2.436.734.379</b> 74,1%	<b>9.663</b> 32,3%	<b>26.434.564</b> 84,9%

# EAFRD resources 2014 - 2020

Rural development programmes (IT) (billions of €)	Available resources	%
<b>21 Regional programmes</b>	<b>18,619</b>	<b>89,2%</b>
<b>1 National program (3 measures)</b>	<b>2,140</b>	<b>10,3%</b>
<i>Risk management</i>	<i>1,640</i>	<i>7,9%</i>
<i>Irrigation infrastructures</i>	<i>0,300</i>	<i>1,4%</i>
<i>Animal biodiversity</i>	<i>0,200</i>	<i>1,0%</i>
<b>National rural network</b>	<b>0,114</b>	<b>0,5%</b>
<b>Total amount</b>	<b>20,873</b>	<b>100,0%</b>

# Italian Rdps: measures 121, 123, 311 number of enterprises supported from 2007 to 2015

Investment Measures		Public expenditure	%	Volume of investments	Not supported by public contribut.	Number of enterprises
121	Modernization agric. holdings	3.287.980.050	18,7%	8.767.946.800	5.479.966.750	57.143
123	Adding value agric. products	1.132.062.402	6,4%	3.234.464.006	2.102.401.604	3.508
311	Farm diversification	596.300.000	3,4%	1.494.486.216	898.186.216	5.959
<b>Total investments</b>		<b>5.016.342.452</b>	<b>28,5%</b>	<b>13.496.897.021</b>	<b>8.480.554.569</b>	<b>66.609</b>

*Total Rdps 2007 - 2013*

*17.584.855.768*

**Total investments 2014 - 2020**

**5.673.304.927**

**30,5%**

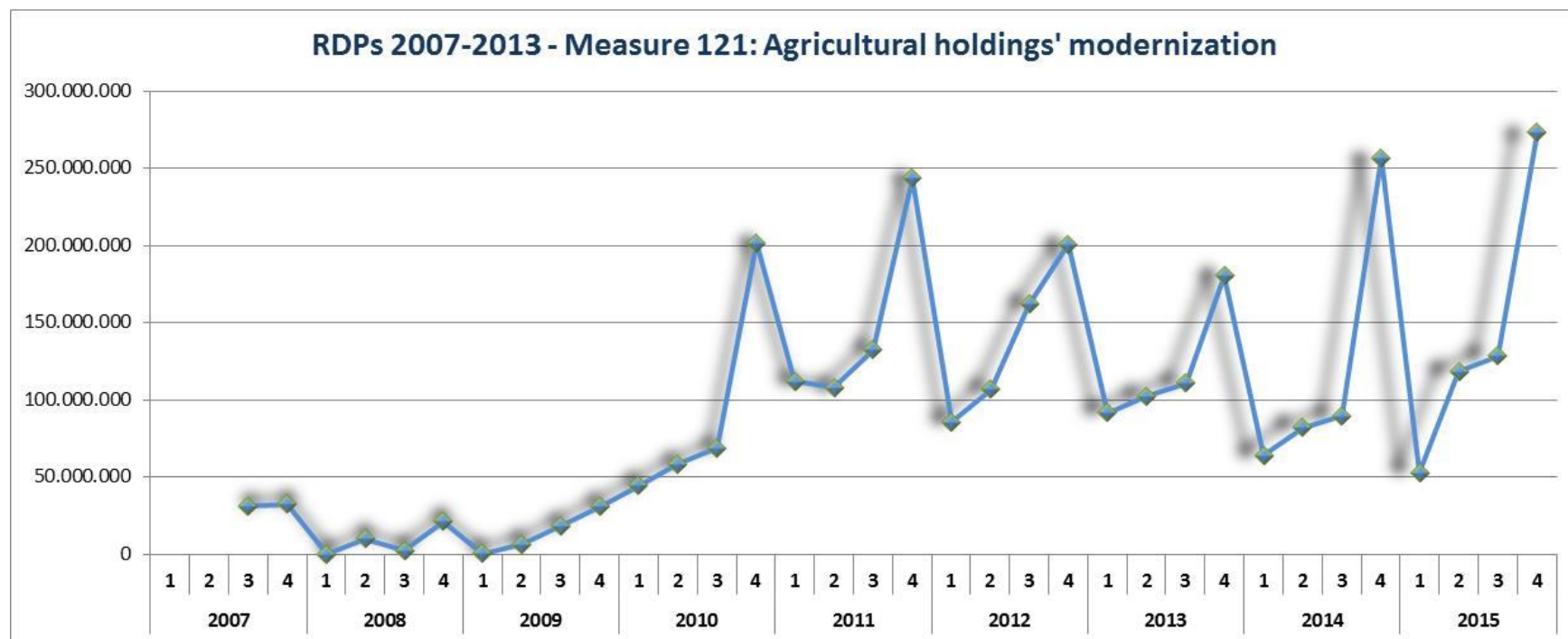
*Total RDPs 2014 - 2020*

*18.619.418.000*

# Rural development programmes 2007 - 2013

## Expenditure on agricultural holdings' modernization

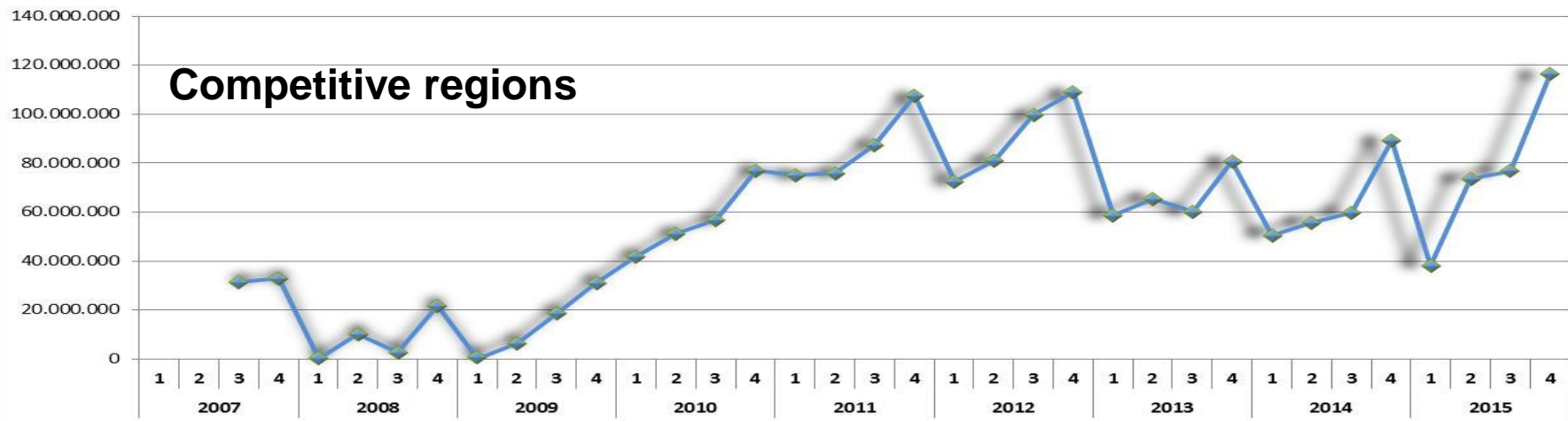
PROGRAMMED MEASURE 121	PROGRAMMED RDPs	%
3.287.980.050,00	17.584.855.768,00	<b>18,70%</b>



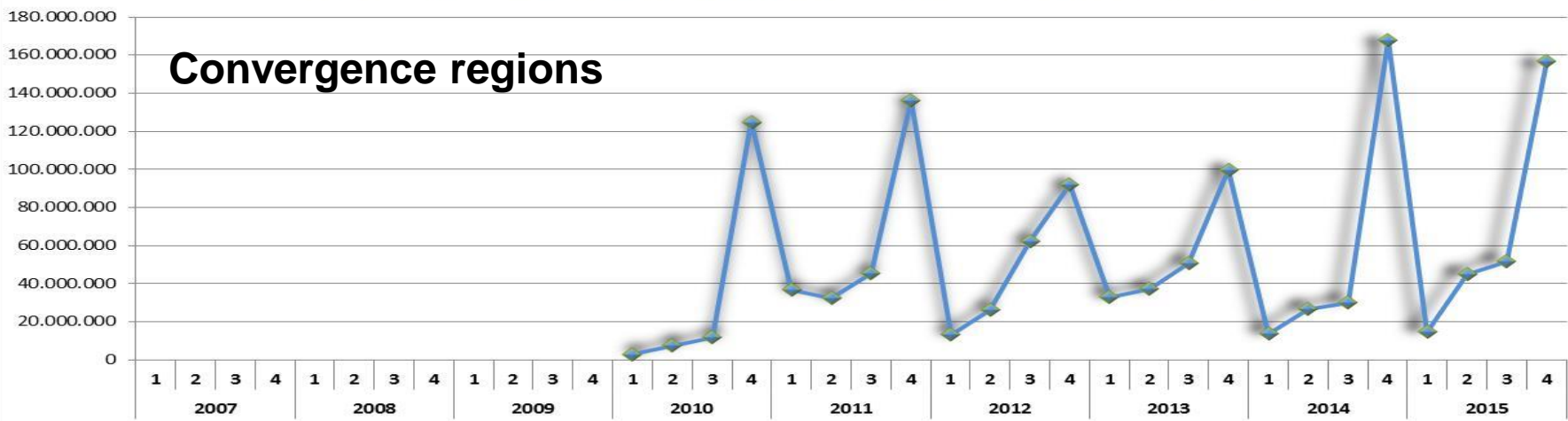


# Expenditure on agricultural holdings' modernization

RDPs 2007-2013 - Measure 121: Agricultural holdings' modernization



RDPs 2007-2013 - Measure 121: Agricultural holdings' modernization



## Undertaken initiatives between 2007 - 2013

Business Plan On Line (created by the national rural network):

- ❑ The majority of agricultural holdings are not subjected to draw a balance sheet
- ❑ The balance's absence makes the holding's previous years economic and financial performances evaluation extremely complex
- ❑ The historical data's absence makes costs and revenues forecasts even more complex, situation also increased by agricultural markets' volatility



## Undertaken initiatives between 2007 - 2013

Mipaaf - Regions - ABI convention focused on facilitating the agricultural holdings accessing to credit:

- It is applied to those agricultural holdings who have obtained a funding for investments realization within Rdp
- The bank is engaged in financing the investment's part which is not covered by government grant
- The agricultural holding is engaged in directing the government grant within a current account concurred with the provider bank

## Undertaken initiatives between 2014 - 2020

Mipaaf – Main Italian banks convention to facilitate the access to credit for agricultural and agri-food holdings:

- The banks are engaged in addressing large funds to this segment

Mipaaf – ABI convention on advance direct Payments Cap:

- The banks will be able to deliver advance payments of at least 70% of direct payments



Thank you for the attention