



Financial instruments under the European Structural and Investment Funds

**Summaries of the data on the progress made in financing and implementing
the financial instruments for the programming period 2014-2020
in accordance with Article 46 of Regulation (EU) No 1303/2013
of the European Parliament and of the Council**

Situation as at 31 December 2017

November 2018

Europe Direct is a service to help you find answers
to your questions about the European Union.

Freephone number (*):
00 800 6 7 8 9 10 11

(*) Certain mobile telephone operators do not allow access to 00 800 numbers or these calls may be billed.

DISCLAIMER

"This is a working document prepared by the Commission services. On the basis of applicable EU law, it provides technical guidance for colleagues and bodies involved in the monitoring, control or implementation of the European Structural and Investment Funds on how to interpret and apply the EU rules in this area. The aim of this document is to provide Commission services' explanations and interpretations of the said rules in order to facilitate the programme implementation and to encourage good practice(s). This guidance is without prejudice to the interpretation of the Court of Justice and the General Court or decisions of the Commission."

European Commission, Directorate-General for Regional and Urban policy
REGIO DG 02 - Communication
Mrs Agnès Monfret
Avenue de Beaulieu 1
1160 Brussels
BELGIUM

E-mail: regio-publication@ec.europa.eu
Internet: http://ec.europa.eu/regional_policy/index_en.cfm

Catalogue number: KN-07-18-021-EN-N
ISBN: 978-92-79-97548-6, doi: 10.2776/08793

© European Union, 2018
Reproduction is authorised provided the source is acknowledged.



EUROPEAN COMMISSION

Financial instruments under the European Structural and Investment Funds

Summaries of the data

**on the progress made in financing and implementing the
financial instruments for the programming period
2014-2020 in accordance with Article 46 of Regulation
(EU) No 1303/2013 of the European Parliament and of the
Council**

Situation as at 31 December 2017

Contents

PART I: Chapeau	6
PART II: Chapters by Funds	15
ERDF and CF	16
1. Executive summary	16
2. 2017 reporting exercise	22
3. Summary of data collected on FIs implemented under ERDF and CF	25
4. Conclusions	45
Annex: FIs country factsheets (ERDF and CF).....	47
ESF and YEI.....	105
1. Executive summary	105
2. Reporting exercise 2017	109
3. Summary of data collected on FIs implemented under ESF and YEI.....	112
4. Reporting by thematic objectives	123
5. Conclusions	124
EAFRD.....	125
1. Executive summary	125
2. 2017 reporting exercise	127
3. Summary of data collected on FIs set-up under EAFRD	128
4. Conclusions	146
EMFF	148

List of Tables

Table 1	Amounts committed in the funding agreements and paid to the FIs at the end of 2017, in million EUR (programme contributions out of which ESIF)	8
Table 2	State of play of implementation by MS, as of end 2017 (ERDF and CF, EUR million).....	20
Table 3	Amounts committed in the funding agreements and paid to the FIs as at end 2017, in million EUR (ERDF and CF).....	26
Table 4	Payments to FIs, commitments and payments to final recipients, as of end 2017, in million EUR (ERDF and CF)	36
Table 5	Number and type of final recipients supported by product, as of end 2017 (ERDF and CF).....	37
Table 6	Indicator targets and achievements reported, as of end 2017 (ERDF and CF)	43
Table 7	Overview of implementation by MS, end 2017 (ESF and YEI).....	107
Table 8	FIs implementation progress by MS, end 2017 (ESF and YEI)	108
Table 9	Overview of implementation by MS, end 2017 (ESF and YEI).....	112
Table 10	Amounts committed in the funding agreements and paid to the FIs, end 2017 (EUR).....	116
Table 11	Payments to FIs, commitments and payments to final recipients, end 2017, in million EUR.....	118
Table 12	Number and type of final recipients supported by product, end 2017 (ESF/YEI)	118
Table 13	Number and type of final recipients supported by MS, end 2017 (ESF/YEI)	119
Table 14	Minimum and maximum reported values of expected and achieved leverage, 2017	122
Table 15	N° of FIs per TO, commitments to FIs in EUR and as % of total commitment by TO (ESF and YEI, 2017)	123
Table 16	Progress in setting-up of FIs at the end of the reporting year (cumulatively, per n° of RDP concerned).....	128
Table 17	RDP amounts programmed to FIs and committed in the funding agreements till the end of 2017 (in million EUR).....	129
Table 18	Description of FIs set-up under EAFRD by end of 2017.	132
Table 19	RDP amounts committed in the funding agreements and paid to the FIs till the end of 2017 (in million EUR & %)	133
Table 20	EAFRD amounts committed under FIs funding agreements to rural development focus areas (in million EUR).....	135
Table 21	RDP investments in final recipients (per measure, in million EUR).....	138
Table 22	Final recipients supported by FIs (number and type of final recipient and number and type of of contracts signed)	139

Table 23	Number of operations supported by FI-according to the agriculture physical size categories.....	140
Table 24	Number of operations supported by FI-according to the sector	140
Table 25	Final recipients supported by FIs (number and type) and financial products provided (number and type).....	141
Table 26	EAFRD amounts committed by thematic objective (in million EUR &%).....	143
Table 27	FI contributions to the achievement of output indicators	145

List of Figures

Figure 1	Commitments to FIs in the funding agreements as percentage of total commitment by thematic objective (TO) based on the partial reporting, at the end of 2017 (ESIF).....	9
Figure 2	Progress in setting up of FIs, by numbers of FIs, as of end of 2017 (ESIF).....	10
Figure 3	Implementation options of FI in the programming period 2014-2020	12
Figure 4	Share of ERDF and CF allocations to FI per country for 2014-2020, OP allocations to FIs	16
Figure 5	Progress in setting up FIs, by numbers of FIs, as of end of 2017 (ERDF and CF).....	31
Figure 6	FIs planned and set up by product, as of end 2017 (ERDF and CF)	34
Figure 7	Number of FIs by TO, and commitments to FIs as percent of total commitment by TO, as of end 2017 (ERDF and CF)	44
Figure 8	Commitments and payments to FIs and final recipients over time, OP amount in EUR million.....	106
Figure 9	Share of ESF and YEI allocations to FI per country during 2014-2020, OP allocations to FIs.....	107
Figure 10	Progress in setting up FIs, by number of FIs, end 2017 (ESF and YEI).....	114
Figure 11	FIs planned and set up by product, end 2017 (ESF/YEI)	117
Figure 12	Progress in setting-up of FIs as of end 2017 (by number of FIs).....	129
Figure 13	RDP and EAFRD commitments to FIs per measure (in million EUR)	130
Figure 14	RDP and EAFRD payments to FIs per measure (in million EUR).....	134
Figure 15	EAFRD amounts committed under FIs funding agreements to rural development focus areas (in million EUR &%)	135
Figure 16	Investments in final recipients (per measure, in million EUR &%)	139
Figure 17	EAFRD amounts committed to FIs by thematic objective (in %)	144

PART I: Chapeau

This is the third year for the 2014-2020 programming period that the Commission has produced the summaries of data on the progress made in financing and implementing financial instruments (FIs) supported by European Structural and Investment Funds (ESIF). The summaries are based on data reported by the managing authorities in accordance with Article 46 of Regulation (EU) No 1303/2013 of the European Parliament and of the Council (CPR).

The results at the end of 2017 show that good progress has been made in setting up of financial instruments for 2014-2020, with 24 Member States¹ making use of FIs and no major systemic bottlenecks identified. By the end of 2017, the total programme contributions committed to FIs were nearly EUR 18.8 billion (EUR 13.3 billion at the end of 2016) of which EUR 14.2 billion was ESIF. The volume of programme resources delivered through financial instruments by the end of 2017 therefore exceeded that for the entire period 2007-2013. At the same time, the total number of planned or operational financial instruments reported at end 2017 stood at 459, compared to a total of 1,058 for 2007-2013 for ERDF and ESF alone, reflecting a certain consolidation in and rationalisation of the number of financial instruments during 2014-2020.

A total of EUR 5.5 billion (around 29%) of these amounts committed had been paid to FIs (EUR 3.6 billion at the end of 2016), including EUR 4.4 billion of ESIF, and EUR 1.9 billion had been paid to final recipients (EUR 1.2 billion at the end of 2016), of which EUR 1.5 billion was ESIF.

In terms of thematic objectives, the largest share of funding (56%) has been assigned to support for small and medium-sized enterprises (SMEs) under TO3, followed by low carbon economy (TO4), i.e. mainly in energy efficiency and renewable energy (16%) and investments in innovation and R&D (TO1) (16%). There are significant differences across MSs regarding progress of FIs. Some MSs have not yet selected financial intermediaries, while some FIs are already demonstrating concrete results in terms of leverage or resources returned for further investments, and some are already on a second round of investments.

¹ All MSs except for CY, DK, IE, LU.

The overall outlook is therefore positive.

FIs delivering ESI Funds in 2014-2020

FIs are, in addition to grants and repayable assistance, a form of finance through which ESIF are implemented in order to reach the policy objectives set out for the five ESI Funds. Building on the experience of the previous programming periods the legislation of 2014-2020 introduced a number of innovations aimed at optimising and streamlining the use of FIs to deliver ESIF. A comprehensive framework was put in place to enable the enhanced use of FIs (loans, guarantees, equity) for investing in growth and jobs in areas where investments are expected to be financially viable.

This drive for an enhanced use of FIs has been further underlined by the Investment Plan for Europe, in which the Commission strongly encourages the use of FIs to deliver ESIF, in areas such as SME support, low carbon economy, environmental and resource efficiency, ICT, sustainable transport, and R&I.

According to the data on FIs presented in the Communication from the Commission "Investing in jobs and growth - maximising the contribution of European Structural and Investment Funds"², estimated planned allocations of ERDF and CF to FIs are around EUR 20 billion compared to the contributions of EUR 10.8 billion in 2007-2013³, which is a considerable increase compared to the previous period. Planned allocations for ESF are nearly two times higher: EUR 1 billion for 2014-2020 compared to contributions of EUR 498 million in 2007-2013. FIs under the EAFRD programmes are estimated to spend around EUR 420 million of EAFRD contributions (increase of more than three times as compared to the latest figures for 2007-2013 of EUR 125 million⁴) and EMFF

² COM(2015) 639 final of 14.12.2015

³ Summary of data on the progress made in financing and implementing financial engineering instruments reported by the managing authorities in accordance with Article 67(2)(j) of Council Regulation (EC) No 1083/2013, Programming period 2007-2013 situation as at 31 March 2017.

⁴ The amount of EAFRD is lower as compared to the one reported in the Communication from the Commission "Investing in jobs and growth - maximising the contribution of European Structural and Investment Funds", COM(2015) 639 final of 14.12.2015. The decrease is due to withdrawals from the instruments due to underuse. The final allocated amounts to financial instruments under EAFRD programmes of 2007-2013 will be known after the closure of all programmes.

FIs intend to invest nearly EUR 80 million compared to EUR 63.5 million in the previous programming period.

State of play of reporting and implementation by the five ESI Funds

By the end of 2017, information on financing and implementing FIs was reported under ERDF and CF, ESF and YEI, EAFRD and, for the first time, EMFF (Table 1).

Table 1 Amounts committed in the funding agreements and paid to the FIs at the end of 2017, in million EUR (programme contributions out of which ESIF)

	ERDF and CF	ESF and YEI	EAFRD	EMFF	Total
Programme amounts committed to FI	17.892,20	557,33	384,84	11,20	18.845,57
<i>out of which ESIF</i>	13.536,00	381,47	268,89	8,40	14.194,76
Programme amounts paid to FI	5.301,10	157,95	67,70	2,80	5.529,55
<i>out of which ESIF</i>	4.270,80	107,12	45,67	2,10	4.425,69
In percentage of ESIF commitments paid	32%	28%	17%	25%	31%
Programme amounts committed to final recipients	2.519,80	50,13	25,68	0,97	2.596,58
<i>out of which ESIF</i>	2.027,00	36,69	23,62	0,73	2.088,04
Programme amounts invested in final recipients	1.871,50	20,47	18,19	0,97	1.911,13
<i>out of which ESIF</i>	1.503,20	13,51	16,04	0,73	1.533,48
Disbursement rate of ESIF contribution	35%	13%	35%	35%	35%

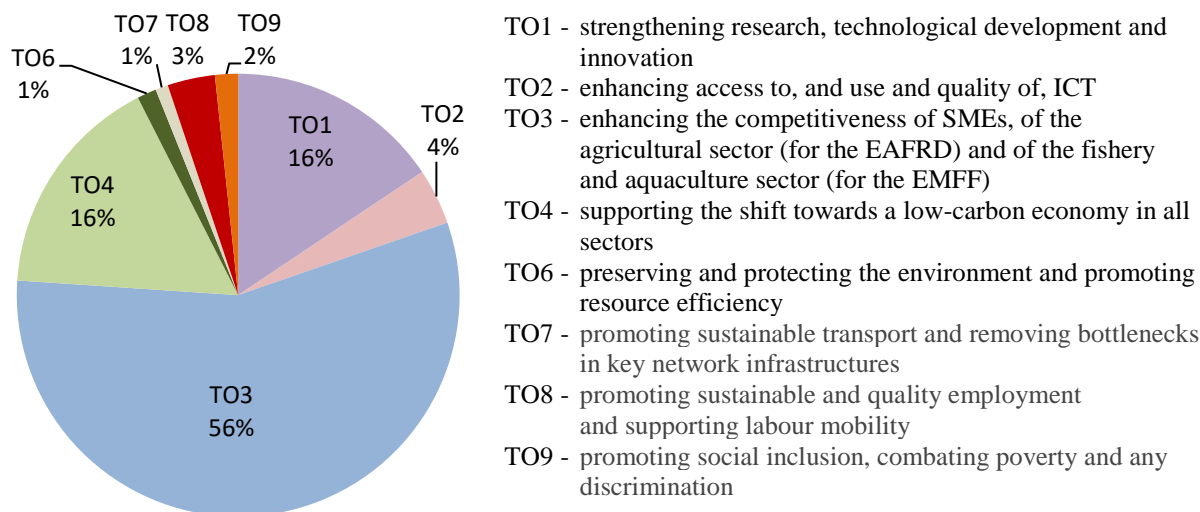
Managing authorities in 24 Member States reported information concerning the progress of FIs. The total volume of programme contributions committed to the FIs amounts to EUR 18.845,57 million of which EUR 14.194,76 million ESIF. Around 31% of the ESIF amounts committed to FIs have been paid to FIs.

The FIs being set up and implemented reflect the diversity of national or regional programmes and specificities of investment areas supported, as shown in the early and indicative partial reporting by thematic objective (Figure 1)⁵, for example, energy efficiency investments in case of ERDF and EAFRD, SMEs and employment supported

⁵ There are 11 thematic objectives, which are defined in Article 9 of Regulation (EC) No 1083/2013. Financial instruments are used in 8 of them.

in case of ERDF, EAFRD, ESF and EMFF, and agricultural and rural sectors under EAFRD.

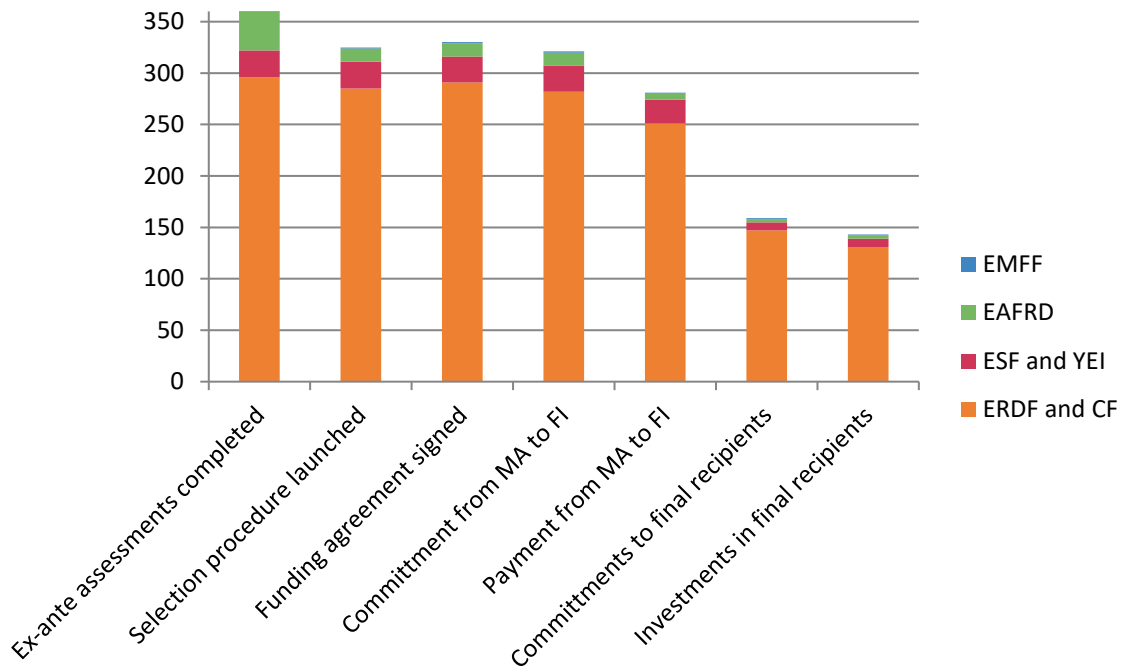
Figure 1 Commitments to FIs in the funding agreements as percentage of total commitment by thematic objective (TO) based on the partial reporting, at the end of 2017 (ESIF)



For ERDF and CF, the reported amounts by thematic objective should be considered as indicative only due to partial reporting⁶. Where FI address multiple thematic objectives, in the reported data the breakdown by TO was not provided in all cases.

⁶ Article 46 CPR does not envisage a compulsory quantitative reporting by thematic objective; the managing authorities are invited to report the ESI Fund amounts committed to FI on a voluntary basis in view that it is available to the managing authorities already.

Figure 2 Progress in setting up of FIs, by numbers of FIs, as of end of 2017 (ESIF)⁷



In the programming period 2007-2013 implementation of FIs was relatively widespread under ERDF and ESF, and there were some pioneer schemes also under EAFRD. In the current programming period, the Commission has encouraged an increased use of these instruments under all ESI Funds, which is facilitated by the common framework under the CPR. The benefits and opportunities are widely recognised and the third reporting exercise demonstrates a considerable progress in the set-up and implementation of FIs under all ESI Funds.

The 361 ex-ante assessments completed (Figure 2) should ensure alignment of the programme objectives and the market gap analysis resulting in FIs of the right dimension and focus. Even though by the end of 2017, most of the progress with implementation of FIs is observed under ERDF, ESF and EAFRD, there is also a first FI already in progress under EMFF (EE).

⁷ In case of ERDF and CF the number of FIs reporting commitments from managing authorities to FIs is overstated. The numbers were reported for several instruments for which no funding agreement has been signed yet.

Implementation options in 2014-2020

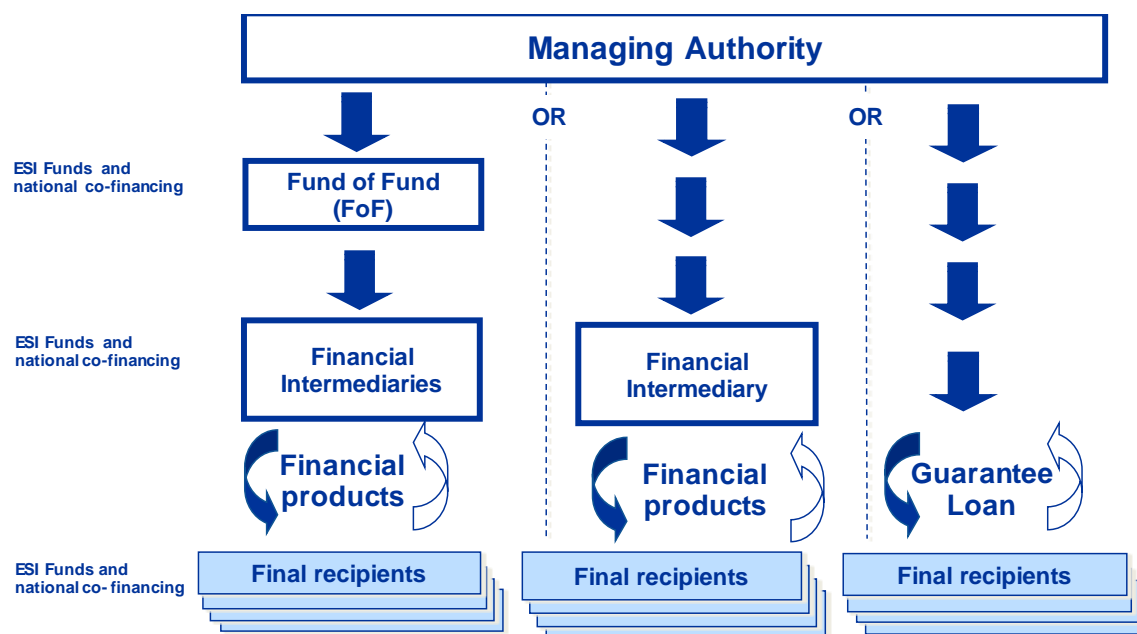
The regulation offers managing authorities a choice of a number of implementation options (Figure 3). The managing authority must assess whether it wants to implement the FI operations through a fund of funds or through a direct contribution from the programmes to a specific fund. The legislative framework of 2014-2020 also offers a possibility for the managing authority to implement the FIs directly in the case of loans and guarantees (not applicable to equity).

When a FI is implemented through a fund of funds, the managing authority contributes from the programme (ESIF with national public and/or private co-financing) to a fund of funds and the fund of funds transmits these resources to the specific funds managed by the selected financial intermediaries. If the implementation of FI is organised without a fund of funds, then the programmes contribute directly to the specific funds managed by selected financial intermediaries. In the case of guarantee instruments, the bodies providing loans backed by ESIF guarantees are not considered financial intermediaries implementing FIs, therefore they will not be reported on in this report⁸.

National co-financing may come in at different levels of implementation, i.e. at the level of fund of funds, specific funds and final recipients. The figure below illustrates the existing models of implementation of FIs in the programming period 2014-2020.

⁸ However, the value of loans paid to final recipients in relation to the guarantee contracts signed should be reported. This is envisaged in field 26 of the model for reporting on FIs in Annex I to Commission Implementing Regulation (EU) No 821/2014.

Figure 3 Implementation options of FI in the programming period 2014-2020



Reporting requirements in 2014-2020

Reporting on FI is based on the Common Provisions Regulations (EU) No 1303/2013, the Commission Implementing Regulation (EU) No 821/2014⁹ and Fund-specific regulations.

Compared to the programming period 2007-2013, the 2014-2020 legislation sets out more comprehensive reporting requirements from the outset with one reporting model for all five ESI Funds. The legislation also defines which information of the reporting exercise should be reported every year and which parts should be provided in the years 2017, 2019 and final report. Therefore the scope of the summaries of data will be determined by these requirements.

The main changes concern the introduction of new elements as set out in Article 46(2) of the CPR and in line with the Financial Regulation i.e.:

- inclusion of reporting on FIs that are implemented directly according to Article 38(4)(c);

⁹ Annex I to Commission Implementing Regulation (EU) No 821/2014 set out the model for reporting on FIs, which is further developed in the annotated reporting template.

- reporting by priority axis or measure from which support from ESIF is provided to the FI;
- additional information on steps of implementation (ex-ante assessment, selection etc.);
- information on interest and other gains generated by support from ESIF to the FIs;
- resources paid back to FIs from investments or from the release of resources committed;
- the value of equity investments;
- total amounts re-invested by the FI;
- progress in achieving the expected leverage;
- total amount of investment mobilised through investments made by ESIF FIs;
- and contribution of the FI to the achievement of the indicators of the priority axis or measure concerned.

All parts and sections in the reporting model are mandatory. However:

- the reporting information required on progress in achieving the expected leverage effect of investments made by the FI (Article 46(2)(h)) and the contribution of FIs to the achievement of the indicators of the priority or measure concerned (Article 46(2)(j)), have to be provided only in the annual implementation reports submitted in 2017 and 2019, as well as in the final implementation report;
- the categories of information on capitalised management costs and fees, capitalised interest rate subsidies or guarantee fee subsidies, amount of programme contributions for follow-on investments in final recipients and contributions of land and/or real estate in the FI¹⁰ have to be provided only in the final implementation report.

To better demonstrate how FIs contribute to the achievement of the policy and programme and its priority objectives the reporting model also includes fields requesting information on the amounts under thematic objectives. The information allows Member

¹⁰ These four categories are defined in fields 18, 19, 20 and 21 of the section IV of reporting model in Annex I to Commission Implementing Regulation (EU) No 821/2014

States and the Commission to demonstrate and assess the contribution of the FIs in the key investment areas such as SME support, energy efficiency, information and communication technology, transport and R&I support set out in the Investment Plan for Europe. The information is necessary as there are a number of priority axes or measures which are implemented through FIs and which contribute towards more than one thematic objective.

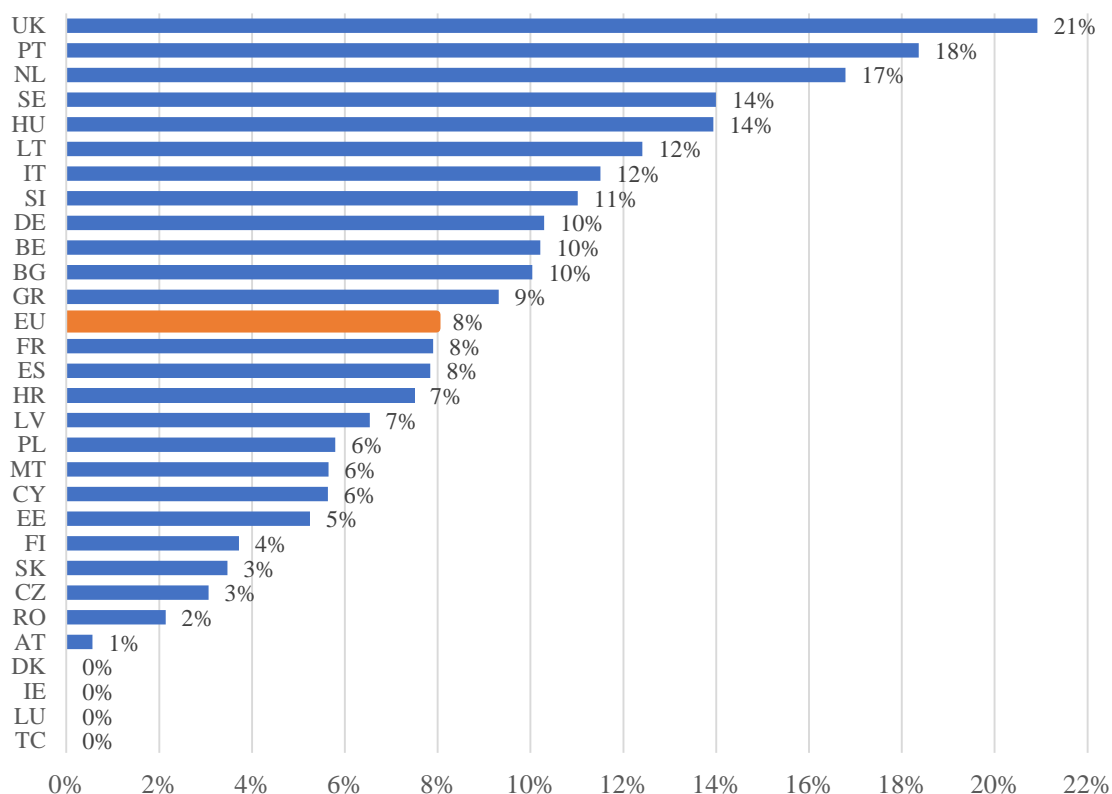
PART II: Chapters by Funds

ERDF and CF

1. Executive summary

Financial instruments (FIs) were already used to deliver ERDF in some Member States during the 1994-1999 and 2000-2006 programming periods. They became more widespread during 2007-2013, growing rapidly in variety, scope and scale. The Investment Plan for Europe launched in November 2014 aims to double the use of FIs for ESIF compared with 2007-2013. In this context Member States planned to commit almost EUR 21 billion from ERDF and CF to FIs in 2014-2020, or about 8% of ERDF and CF allocations¹¹. The situation (Figure 4) varies between Member States, with the highest allocations planned in the UK, PT and NL, and no allocations in DK, IE and LU.

Figure 4 Share of ERDF and CF allocations to FI per country for 2014-2020, OP allocations to FIs



¹¹ Indicative allocation for FIs included in the approved operational programmes, as of 31/12/2017.

This summary is based on information provided by managing authorities in 24 Member States on the basis of Article 46 CPR on the progress made in implementing FIs as at the end of 2017, which was available to the Commission on 15 June. Some elements of this information have been corrected or excluded where there were evident inconsistencies or inaccuracies as indicated in this report where relevant.

Main findings and key figures¹²

Key figures reported by managing authorities for state of play at 31/12/2017

24 Member States implementing FIs

282 FIs committed operational programme (OP) resources in funding agreements.

Total OP contributions committed to FIs were nearly **EUR 17.9 billion** of which **EUR 13.5 billion was ERDF and CF**.

Payments to FIs were **EUR 5.3 billion** including **EUR 4.3 billion ERDF and CF** (EUR 3.0 billion ERDF and CF at the end of 2016).

Payments to **final recipients were EUR 1.9 billion** including about **EUR 1.5 billion ERDF** i.e. **35% of total payments to FIs**.

Management costs and fees paid were EUR 149 million of which already EUR 59 million was performance based

Expected leverage: significant variations between FI, in some cases reaching 7.2 for loans, 14 for guarantees and 7.2 for equity

Over 50,000 enterprises receiving support and over **3,000 jobs created**

Thematic areas of support: 57% of funding was assigned **to support Small and Medium-sized Enterprises (SMEs) under TO3**, followed by investments in **low carbon economy (TO4), mainly in energy efficiency and renewable energy (17%), and innovation and R&D (TO1) (16%)**

Data covering ERDF and CF for 2017 demonstrates a positive trend with significant additional resources committed to FIs (almost 40% increase, as compared to end of 2016), while payments to FIs and final recipients also increased considerably. The thematic scope of FIs suggests that efforts by managing authorities build largely on

¹² Operational programme contributions refer to ERDF, CF and related national cofinancing. ESF and related national amounts are not considered.

experience and skills developed during the 2007-2013 programming period, as well as using the potential offered by the regulatory framework for 2014-2020.

This report covers 133 operational programmes (OP), or 89% of the OPs with planned allocations to FIs, compared to 103 OPs at the end of 2016. For 291 FIs ex-ante assessments have been completed (221 at the end of 2016), of which 282 received commitments from managing authorities (181 at the end of 2016). Additionally, 131 of these instruments have made investments in final recipients (49 at the end of 2016) in 20 Member States.

The total OP contributions committed¹³ to FIs were EUR 17.9 billion (EUR 12.8 billion at the end of 2016) of which EUR 13.5 billion was ERDF and CF. A total of EUR 5.3 billion (or 30%) of the amounts committed had been paid to FIs (EUR 3.4 billion at the end of 2016), including EUR 4.3 billion of ERDF and CF.

By the end of the reporting period, EUR 2.5 billion was committed to final recipients, of which over EUR 2 billion was ERDF. EUR 1.9 billion had been paid to final recipients (EUR 1.1 billion at the end of 2016), of which around EUR 1.5 billion was ERDF, i.e. 35% of total payments to FIs.

The amount of ERDF and CF committed to FIs by thematic objective (TO) presented in Figure 5 shows that the largest share of funding, or nearly 57%, is assigned to support SMEs under TO3. This was the key area of investment by FIs in past programming periods. 17% of commitments are for investments in the low carbon economy (TO4). Energy efficiency and renewable energy were first introduced as an area of support for FIs in 2007-2013 and there is increased use of FIs for this type of investment in 2014-2020¹⁴. Innovation and R&D (TO1), one of the new investment areas introduced in 2014-

¹³ OP resources committed to FI means the OP resources committed in the funding agreements. "Committed in funding agreements" describes the total amount of payment obligation by the managing authority to the fund of funds or specific fund. It includes both EU and national co-financing, but excludes any expenditure which is not to be declared as eligible. The term "committed in funding agreement" should not be confused with budgetary commitments from the EU budget.

¹⁴ Whereas during 2007-2013 EUR 460 million of ERDF was paid to FEIs for energy efficiency and renewable energies as at 31 March 2017, ERDF and CF committed to TO4 was over EUR 2.1 billion at the end of 2017.

2020, has 16% of commitments, demonstrating comparatively high interest in Member States.

So far, FIs have supported over 61,000 final recipients (37,500 at the end of 2016). SMEs are the largest group with about 59,200, of which 61% are micro-enterprises i.e. over 36,000. The majority of SMEs i.e. over 90%, received support from guarantee instruments. In addition, almost 5,000 enterprises were supported through loans and 791 through equity participations, of which 783 were SMEs.

The planned allocation of almost EUR 21 billion should be considered in the context of the mandatory ex-ante assessments. These may recommend corrections in allocations or even to not proceed with FIs. Nevertheless, EUR 13.5 billion (or almost 65% of the indicative OP allocations) from ERDF and CF had been committed by end 2017 in funding agreements for 2014-2020, which is an encouraging indication of progress in setting up and implementing FIs.

Table shows progress in setting up and implementing FIs. There is also progress with contributing to OP indicators and some early reflows. The table also highlights significant differences across Member States regarding the roll out of FIs, ranging from countries that have not yet committed resources for the first time in 2017 to funds that are already on a second round of investment (in DE, EE, FR, HR, LT and UK). The CZ and SI committed resources to FIs for the first time in 2017, for a total of EUR 0.7 billion of ERDF and CF, whereas the highest increase in absolute ERDF and CF commitments was in PL and IT (EUR 0.8 and 0.7 billion respectively). Additionally FR, DE, GR, HU, PT and SK committed over EUR 100 million ERDF and CF to FIs each during 2017, for a total of EUR 1 billion.

Investment of ERDF and CF resources in final recipients increased by about EUR 0.5 billion during 2017, with about 80% of the new investment being made in BG, DE, HU, IT, ES and the UK. As can be expected, FIs established earlier in the programming period provide the most investment in final recipients. In particular, FIs with a funding agreement signed by the end of 2015 have invested more than EUR 1 billion so far, whereas those with a funding agreement signed in 2017 could invest only EUR 80 million by the year end.

Table 2 State of play of implementation by MS, as of end 2017 (ERDF and CF, EUR million)

MS	ERDF&CF committed to FI ^{1,2}	ERDF&CF paid to FI ^{2,3,4,5}	Percentage of commitments paid (ERDF&CF) ⁶	ERDF&CF committed to final recipients ⁷	ERDF&CF paid to final recipients or blocked for guarantee contracts signed ^{4,5,7,8, 10}	Disbursement rate of ERDF&CF contributions ⁹
AT	3.0	3.0	100%	0.5	0.5	17%
BE ⁵	113.2	31.4	28%	19.6	14.4	46%
BG ⁶	485.2	190.7	39%	39.3	30.4	16%
CZ	479.1	109.6	23%	11.0	4.6	4%
DE ⁸	951.4	368.5	39%	203.7	131.2	36%
EE	133.0	33.4	25%	9.2	8.8	26%
ES ^{6, 10}	874.5	816.8	93%	755.9	722.1 ⁽¹⁰⁾	88%
FI ^{1,3,6,7}	21.5	20.2	94%	20.2	18.8	93%
FR ^{4,5}	227.6	84.2	37%	26.4	12.1	14%
GR	759.8	190.0	25%	-	-	0%
HR	260.0	89.4	34%	48.5	28.0	31%
HU ^{4,5}	2,392.9	229.6	10%	270.7	187.4	82%
IT ⁶	1,067.7	440.3	41%	196.2	63.6	14%
LT ⁸	595.7	343.5	58%	318.4	195.5	57%
LV	143.9	34.3	24%	10.8	9.5	28%
MT ⁶	15.0	15.0	100%	14.8	14.8	99%
NL	22.3	5.6	25%	3.7	3.3	59%
PL ²	2,742.1	735.3	27%	23.0	3.7	1%
PT ⁵	447.8	94.6	21%	6.6	6.0	6%
RO	181.3	25.0	14%	-	-	0%
SE	134.3	47.2	35%	10.0	10.0	21%
SI	253.0	63.3	25%	-	-	0%
SK	578.6	146.1	25%	-	-	0%
UK ^{4,5}	652.9	153.9	24%	38.6	38.6	25%
Total	13,536.0	4,270.8	32%	2,027.0	1,503.2	35%

1) Information on OP and ERDF/CF amounts committed to FI but no details on signing of the funding agreement were reported for 1 FI in Finland.

2) A higher ERDF/CF amount paid to the FI than committed was reported for 2 FI in ES and PL.

3) Information on OP and ERDF/CF amounts paid to FI but no details on signing of the funding agreement were reported for 1 FI in Finland.

4) Information on ERDF/CF amounts paid to final recipients but no details on ERDF and/or CF amounts paid to FI were reported for 6 FIs in DE, ES, FR, HU and the UK.

5) A higher ERDF/CF amount was paid to final recipients than to the FI for 12 FIs in BE, FR, HU, PT, UK.

6) For the SME Initiative Member State's application for payment to the Commission is made on the basis of 100% of the amounts to be paid by the Member State to the EIF in accordance with the schedule defined in the funding agreement signed for SME Initiative (CPR Article 39(7)). Such payment applications shall be based on the amounts requested by the EIF deemed necessary to cover commitments under guarantee agreements or securitisation transactions to be finalised within the three following months.

7) Information on OP and ERDF/CF amounts committed and paid to final recipients but no details on signing of the funding agreement were reported for 1 FI in Finland.

8) Information on the number of investments made but no details on OP and ERDF/CF amounts paid to final recipients were reported for 3 FIs in DE and LT.

9) The disbursement rate is calculated on ERDF and CF contributions only. National co-financing to the OP can come in at the level of fund of funds, specific fund under a fund of funds, specific fund without a fund of funds and final recipient. Therefore, calculating the disbursement rate against payment from managing authority to the financial instrument would be incorrect.

10) For ES, the table includes amounts as reported by managing authorities. Recalculating the amount of OP contributions blocked for guarantee contracts signed, reflecting the results of ECA audits concerning SME Initiative, the Commission estimates that the actual amount is EUR 522.3 million or higher

Leverage of additional resources as reported by the Member States demonstrates the ability of ERDF and CF FIs to pursue wider Cohesion policy objectives, mobilising and attracting private capital for the benefit of final recipients.

Expected leverage, as reported in funding agreements, for loan FIs varies between 0.94 and 7.2. Equity leverage is expected to be between 1.4 and 7.2, whereas for guarantee instruments, loans provided by commercial banks with the support of the guarantee facility are expected to be 3.4 to 14 times the ERDF contribution. So far, achieved leverage ranges from 0.1 to 8.1 for loans, from 0.9 to 17.9 for equity, and from 1.0 to 16.9 for guarantee FIs.

Outlook and next steps

The current reporting exercise shows significant progress by Member States in rolling out FIs initially planned in their OPs. As more FIs are set up or become operational, the support provided to final recipients as well as the contribution of FIs to OP targets will be even more substantial in the coming years. For this reason, the reporting exercise of 2019 is expected to show a continued increase in the capacity of FIs to support Cohesion policy objectives. The Commission will continue supporting Member States with their reporting obligations, to ensure that the data reported in 2019 provides a reliable and updated picture of progress with FI implementation.

2. 2017 reporting exercise

Data submission and collection

ERDF and CF data were submitted based on the model for reporting in line with Commission Implementing Regulation (EU) No 821/2014, and submitted through the SFC2014¹⁵ reporting module as part of the annual implementation reports.

Data on FIs is provided in SFC on three levels: the level of the operational programme (OP), the instrument and the product(s) provided by the FI. On the level of the OP, information about the FIs including financial intermediaries under funds of funds should be entered into the system. The level of product was introduced to cover reporting on FIs that provide more than one financial product, especially where products are combined, such as loans and an interest rate subsidy or loans with equity. Information at product level covers the amounts committed and invested in final recipients, number of contracts signed and investments made, as well as information on the number and type of final recipients. The remaining information is to be provided at the level of the FI.

For the reporting year 2017, 24 Member States using FIs submitted data to the Commission. All these Member States are implementing FIs under ERDF, three also reported on FIs under CF. The information concerns 133 OPs of which three bring together CF and ERDF, one is only Cohesion Fund and 13 combine ERDF and ESF¹⁶. So the information covers 89% of ERDF/CF OPs which included planned allocations to FIs, compared to 70% at the end of 2016. Of the 133 OPs, eight Member States report on 39 OPs contributing to multi-OP FIs¹⁷ (DE: 2 OPs, FR: 4, GR: 12, HU: 2, IT: 2, PT: 9, SK: 6, and the UK: 2).

¹⁵ SFC2014's main function is the electronic exchange of information concerning shared fund management between Member States and the European Commission.

¹⁶ ESF contributions to FIs are reported in the chapter on ESF.

¹⁷ No details were reported for two OPs in Greece contributing to multi-OP FIs. Therefore, these were not considered in number of OP calculations.

Quantity and quality of the data provided

The complete set of data was downloaded from SFC2014 on 15 June 2018.

Automatic and manual quality checks on both compulsory and optional data identified certain inaccuracies and inconsistencies, as illustrated in detail under the relevant sections of this report. Reporting inaccuracies by the managing authorities do not affect the reliability of statistics presented in this report in most cases. The individual instances where inaccuracies may have a significant impact on reliability are duly noted throughout the report. Further action is needed to help managing authorities improve the quality of reporting in 2019.

Some inaccuracies are similar to the previous reporting exercise. In particular:

- Information is lacking on implementation arrangements for 9 FIs having signed a funding agreement: these are in BG, FR, GR, PL and RO;
- For five FIs, managing authorities reported information about the funding agreements signed but did not provide information about the legal status;
- Three FIs in DE and LT reported only the number but not the amount of investments;
- Information on OP amounts committed and paid to FI and final recipients but without details of signing a funding agreement was reported for one FI in Finland;
- Information on OP amounts paid to final recipients but no details on OP amounts paid to the FI were reported for six FIs in FR, HU and the UK;
- A higher ESIF amount paid to the FI than committed was reported for two FIs in ES and PL;
- A higher amount was paid to final recipients than to the FI for twelve FIs in BE, FR, HU, LT, PL, PT.

Approach to data processing

In some cases it was necessary to process the data as follows:

- Certain FIs, for which no ex-ante assessment completion data has been reported, have been included in the total counting of FIs¹⁸;

¹⁸ One of these FIs has been included only in the total counting of FIs, as it did not report any further detail. Another six were included in the dataset as they all report having signed a funding agreement.

- FIs receiving contributions from more than one priority axis or more than one OP are counted as one FI, if the same FI name was provided;
- SMEI Finland was incorrectly reported as being under direct management by the MA: this was modified to a specific fund;
- An FI (FR) was reported as undertaking implementation directly but the EIF was reported as implementing body. The type of set up was corrected to entrustment of implementation;
- No details of the ESI Fund contributing to the FI were reported for ten funds of funds or specific funds in CZ, DE, FR, HU, PL: these gaps were corrected;
- 93 FIs were reported as using an ‘Other’ selection procedure; after checking the description of the procedure, 33 were classified as inter-administrative cooperation, six as designation of the EIB, EIF or international financial institutions, and seven as in-house;
- Particularly high figures for expected and achieved leverage are not taken into account.¹⁹

Case studies

In order to illustrate of what is happening on the ground beyond the data reported by managing authorities, DG REGIO has sourced some further information through its contacts with managing authorities, with a view of providing some short case studies under the relevant sections of these summaries. The different evidence basis for these case studies is reflected in presentational terms by including such case studies in text boxes.

¹⁹ Based on leverage figures of FIs supported by Cohesion policy in 2007-2013, as well FIs supported by the general budget in 2014-2020, leverage of more than 20 for guarantee and equity instruments, and 10 for loan instruments respectively were not included.

3. Summary of data collected on FIs implemented under ERDF and CF

At the end 2017 there were 376 FIs either in the process of being set up or already operational. Of these 135 were funds of funds, 93 specific funds under funds of funds, 160 specific funds without funds of funds and three were managing authorities implementing FIs directly²⁰. The largest number of instruments was reported in Poland with 69, followed by Italy with 58 and Germany with 40.

The number reflects the fact that these are instruments supported under the system of shared management – i.e. in a context of 28 Member States, with over 200 OPs and wide thematic scope. There are different instruments depending on the type of operations supported (SMEs, energy efficiency or research and development) and on the type of product offered. Loan, guarantee and equity schemes are usually implemented through different financial intermediaries. Nevertheless, there is some evidence of efforts to consolidate and enhance synergies, as several regional or sectoral OPs contribute to the same FI in DE, FR, GR, HU, IT, PT, SK and the UK.

Operational programme contributions to FIs (commitments and payments)

At the end of 2017, ex-ante assessments had been completed in 24 Member States and EUR 17.9 billion of OP contributions had been committed to FIs in funding agreements in 22 Member States²¹. Of this amount EUR 13.3 billion ERDF and EUR 191 million CF had been committed. Around EUR 5.1 billion or 28% of the total were committed in 2017. Subsequent payments have been made by managing authorities in each of the 24 Member States. Around EUR 5.3 billion of OP resources were paid into FIs of which EUR 4.3 billion was ERDF and CF. These contributions are almost exclusively from ERDF with EUR 4.2 billion and only EUR 60 million²² from CF.

²⁰ Fifteen FIs were reported under both fund of funds and fund of funds specific fund types.

²¹ Four FIs in FR, IT and NL, being funds of funds or specific funds, reported information on signing a funding agreement but with no details concerning the programme amount committed. There are significant differences (+/-20%) between the total eligible cost of selected projects for the relevant forms of finance (reported under Article 112), and the programme contributions committed in the funding agreement, for 54 priority axis and fund combinations in BG, DE, FI, FR, HU, IT, LT, LV, PL, PT, RO, SI and the UK.

²² This excludes EUR 2 million from a programme in SE, mistakenly reported under CF.

Of the 282 FIs with OP contributions committed in funding agreements, 251 also received payments from the managing authorities. This shows that most FIs were operational by the end of 2017. The ERDF and CF contribution paid to FIs was 32% of the committed amount. This ratio increases to 91% for FIs contributing to the SME Initiative.

Table 3 Amounts committed in the funding agreements and paid to the FIs as at end 2017, in million EUR (ERDF and CF)

MS	OP amount committed to FI ¹	ERDF&CF committed to FI ^{1,2}	OP amount paid to FI ³	ERDF&CF paid to FI ^{2,3}	Percentage of commitments paid (ERDF&CF) ⁴
AT	9.0	3.0	9.0	3.0	100%
BE	283.2	113.2	75.1	31.4	28%
BG ⁴	552.9	485.2	207.6	190.7	39%
CZ	479.1	479.1	109.6	109.6	23%
DE	1,436.4	951.4	529.4	368.5	39%
EE	143.5	133.0	36.0	33.4	25%
ES ^{2,4}	953.5	874.5	828.6	816.8	93%
FI ^{1,3,4}	43.0	21.5	40.4	20.2	94%
FR	393.4	227.6	186.7	84.2	37%
GR	972.0	759.8	243.0	190.0	25%
HR	410.0	260.0	115.6	89.4	34%
HU	2,392.9	2,392.9	229.6	229.6	10%
IT ⁴	1,687.0	1,067.7	703.7	440.3	41%
LT	596.6	595.7	343.8	343.5	58%
LV	169.4	143.9	40.4	34.3	24%
MT ⁴	15.0	15.0	15.0	15.0	100%
NL	81.1	22.3	19.6	5.6	25%
PL ²	3,405.9	2,742.1	769.2	735.3	27%
PT	865.1	447.8	105.2	94.6	21%
RO	196.0	181.3	29.4	25.0	14%
SE	275.3	134.3	98.1	47.2	35%
SI	333.2	253.0	63.3	63.3	25%
SK	703.5	578.6	175.6	146.1	25%
UK	1,495.1	652.9	327.5	153.9	24%
Total	17,892.2	13,536.0	5,301.1	4,270.8	32%

1) Information on OP and ERDF/CF amounts committed to FI but no details on signing of the funding agreement were reported for 1 FI in Finland.

2) A higher ERDF and/or CF amount paid to the FI than committed was reported for 2 FI in ES and PL.

3) Information on OP and ERDF/CF amounts paid to FI but no details on signing of the funding agreement were reported for 1 FI in Finland.

4) For the SME Initiative Member State's application for payment to the Commission is made on the basis of 100% of the amounts to be paid by the Member State to the EIF in accordance with the schedule defined in the specific funding agreements signed for SME Initiative (CPR 39(7)). Such payment applications shall be based on the amounts requested by the EIB deemed necessary to cover commitments under guarantee agreements or securitisation transactions to be finalised within the three following months.

The overall percentage of 32% may seem a little high given the disbursement rate to final recipients; however this is distorted because of the payment schedule of the SME Initiative (SMEI), whereby the Member State's payment application to the Commission shall be made on the basis of 100% of the amounts to be paid by the Member State to the EIF in accordance with the schedule defined in the specific funding agreements signed for the SME Initiative (CPR 39(7)).²³ Excluding the SME Initiative from the dataset, an average of 26% of commitments were paid to FIs, reflecting both the early stage of implementation and that most managing authorities follow in their funding agreements the system of phased payments under Article 41 of the CPR.

National co-financing paid was EUR 1,030 million, of which EUR 785 million was from public sources and EUR 245 million from private sources. This apparently low co-financing rate of 19% at the moment, significantly lower than the average for all OPs, does not necessarily reflect an inability of ESIF-supported FIs to attract additional financing, including private investment. Such financing can come at different stages and levels, and often outside the OP. National co-financing at the level of priority axis normally covers all forms of support irrespective of the co-financing for individual operations (which may vary from that of the priority axis). Furthermore, co-financing can also come at the level of final recipients or in the case of implementation through a fund of funds, at the level of financial intermediary. For all guarantee instruments, the loan amount disbursed on the basis of the guarantee does not count towards the co-financing rate but nevertheless can provide significant leverage on top of ERDF and CF contributions. The SME Initiative does not require national co-financing in addition to the ERDF contribution, but a minimum leverage has to be delivered. Banks benefitting from either the uncapped guarantee or the securitisation instrument under the SME Initiative must achieve this minimum leverage or pay penalties which will depend on the shortfall. Private co-financing is reported by 40 of 251 FIs which received payments from the managing authorities (this concerns AT, DE, EE, FR, HR, LT, NL, PL and the UK). The private share of co-financing in these FIs was 88%.

Managing authorities in 17 Member States have committed a total of EUR 11.5 billion to funds of funds, of which EUR 8.8 billion is from ERDF and EUR 191 million from CF. Payments of

²³ Such payment applications shall be based on the amounts requested by the EIB deemed necessary to cover commitments under guarantee agreements or securitisation transactions to be finalised within the three following months.

EUR 2.4 billion to funds of funds have been made in 16 Member States of which EUR 2.0 billion is ERDF and CF, of which EUR 60 million CF. Funds of funds have further committed EUR 3.9 billion of OP amounts or 34% of funding committed to funds of funds (12% at the end of 2016). Funds of funds have made payments of EUR 561 million to financial intermediaries or 23% of payments to funds of funds (7% at the end of 2016).

At the end of the reporting period 147 FIs in 20 Member States, had committed EUR 2.5 billion in loan and guarantee agreements or equity participation to final recipients, of which EUR 2.0 billion was ESIF. 131 FIs in 20 Member States had made payments to final recipients of EUR 1.9 billion of which EUR 1.5 billion was ERDF²⁴. The total co-financing was EUR 302 million, of which EUR 161.3 million was from public and EUR 141.2 million from private sources.

Based on the reporting, most managing authorities chose to implement FIs under Article 38(4)(b) through a fund of funds structure or to contribute directly to the specific fund. However, some managing authorities in DE and ES chose to implement financial instruments providing loans or guarantees directly under Article 38(4)(c).

²⁴ The volume could be slightly higher as three FIs in DE and LT reported a number of investments but no amounts.

Hungary: “one stop shop” with a single on-line application for grant and loan support

The "Combined Loan Programme for the ICT developments of SMEs" combines a loan with grants for SMEs helping to achieve better company governance and operation by reducing IT investment costs and using higher quality ICT solutions, contributing to the improvement of competitiveness of the enterprises.

Grants and loans are parts of separate operations, but thanks to coordinated implementation arrangements, the applicant submits just a single on-line application, which includes the information necessary for both the grant and the loan and is then assessed in parallel by the Hungarian Development Bank MFB (the financial instrument part) and the managing authority (the grant part). The financial instrument is eligible only if the decision supports both the grant and the loan. It is envisaged that about EUR 220 million would be awarded, with majority (about EUR 125 million) in the form of loans.

Implementation started in March 2017 and significant progress has already been made: by the end of 2017 58% of the funds were covered by applications, with the highest interest (100% of total suballocation) for a product concerning support for the development and market introduction of cloud-based business services and other ICT solutions.

Progress in set-up and in selection of bodies of implementing the FIs, including the body implementing a fund of funds

Ex-ante assessment

An *ex-ante* assessment is mandatory for FIs to establish evidence of market failure (or suboptimal investment situations) and to estimate the level and scope of public investment needs. This assessment must also set out the types of FI most suited to the situation. Moreover, the *ex-ante* assessment must be submitted to the programme monitoring committee for information, and its summary findings and conclusions must be published within three months of being finalised.

The approach to *ex-ante* assessments varies between Member States. Some conduct these at the national level, others choose regional or sectorial *ex-ante* assessments. Thus, some *ex-ante* assessments for different priority axes of the same OP have different dates for completion, while several OPs in the same country have the same date.

By the end of 2017, ex-ante assessments were reported as completed for FIs in 129 OPs, with the highest number completed in 2015 (for 63 OPs) and 2016 (33 OPs)²⁵.

Selection procedure

130 OPs report information on the progress of selecting bodies implementing the FIs, representing 99.7% of OP amounts committed by funds of funds and specific funds. One OP indicates that the process has not yet started, three that the process has started only for some FIs, and for two OPs information is not provided²⁶.

Fund of funds managers were mostly awarded through an inter-administrative cooperation procedure²⁷ (EUR 6.3 billion of OP committed amounts), while entrustment to EIB/EIF was chosen in 13 Member States. Specific funds which receive OP contributions were mostly selected in accordance with the public procurement directive, including in-house awards²⁸. This procedure was reported for 67 funds, representing EUR 3.0 billion of OP committed amounts. Eight OPs implementing funds of funds or specific funds in BG, FR, GR, PL and RO did not report on the type of selection procedure although a selection process had already been launched.

Funding agreements

Managing authorities had signed 291 funding agreements with FIs by the end of 2017 (Figure 5), of which 139 were with funds of funds (EUR 11.5 billion of OP committed amounts), and 152 with financial intermediaries implementing FIs without a fund of funds (EUR 6.4 billion of OP committed amounts). There were also 99 funding agreements with financial intermediaries under a fund of funds.

²⁵ Twelve programmes in BE, DE, HR, IT, LT, NL, PT, and SK with different ex-ante completion years for different FIs are counted twice.

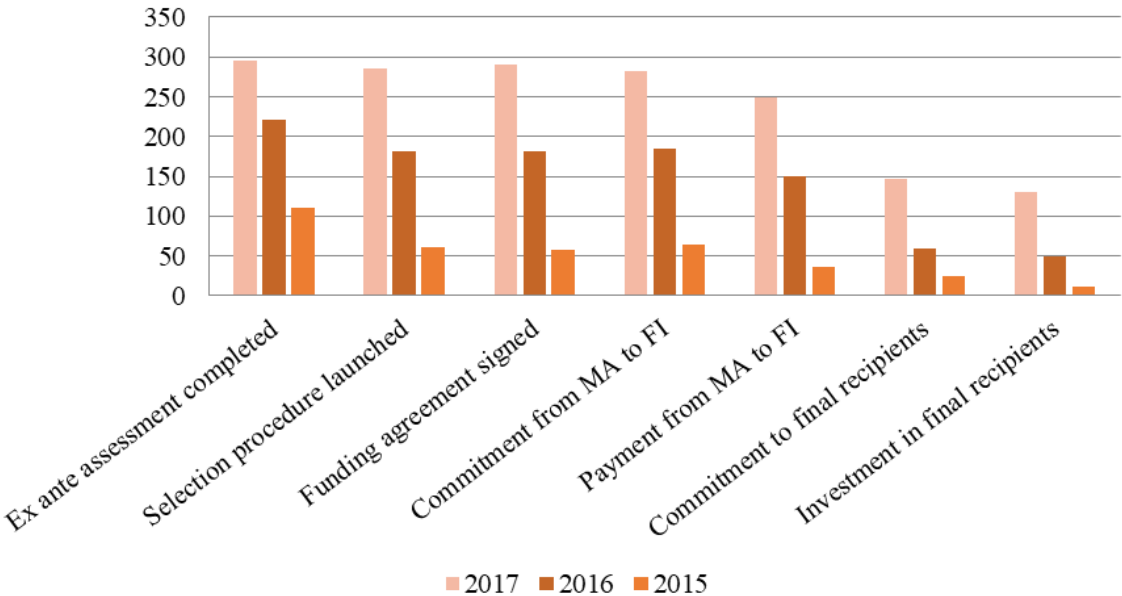
²⁶ Seven FIs reporting that the selection procedure had not started provided the name of the body implementing the FI. These were in CZ, IT, RO.

²⁷ An 'Other' procedure to select funds of funds was reported by programmes in BG, FR, PL and the UK. These were reviewed and classified into a specific type of selection/designation procedure where possible.

²⁸ An 'Other' procedure to select specific funds was reported by programmes in BE, DE, EE, ES, FI, FR, IT, PL and SE. These were reviewed and classified into a specific type of selection/designation procedure where possible.

The time span between completion of the ex-ante assessment and signature of the funding agreement by the managing authority and the body implementing the FI ranges from one to 1,245^{29,30} days with extremes in England on one side and Warمیńsko-Mazurskie Voivodeship in Poland on the other. Almost half of funding agreements were signed within one year of completion of the ex-ante assessment and another third within two years.

Figure 5 Progress in setting up FIs, by numbers of FIs, as of end of 2017^{31,32} (ERDF and CF)



Implementation arrangements

When supporting FIs the managing authorities may choose different implementation modes:

- Contribution to EU level instruments under Article 38(1)(a)CPR, including the SME Initiative under Article 39 CPR;
- Investment in the capital of existing or newly created legal entities under Article 38(4)(a) CPR;
- Entrusting implementation tasks to financial intermediaries, such as the EIB Group, international financial institutions and financial institutions aiming at the achievement

²⁹ This excludes the SME Initiative as the ex-ante assessment addressed all Member States.
³⁰ Seven FIs were reported as completing an ex-ante after signing funding agreement. These are excluded from time span calculations. The discrepancy could be due to updated ex-ante assessments.
³¹ Information on programme amounts committed to an FI without details on signing a funding agreement were reported for one FI in Finland.
³² Launch of a selection procedure is counted only once if it refers to multiple funding agreements signed under the same FI.

of public interest and bodies governed by public or private law under Article 38(4)(b) CPR; and

- Undertaking implementation tasks directly, in the case of FIs consisting solely of loans or guarantees, under Article 38(4)(c) CPR.

Six Member States reported using the option of contributions to EU level instruments, all using the SME Initiative option under Article 39 (BG, ES, FI, IT, MT and RO), representing EUR 1.2 billion of OP committed amounts.

131 funds of funds and 106 specific funds are entrusted with implementation (EUR 16.0 billion of OP committed amounts). For 43 specific funds, the managing authority intends to invest in the capital of existing or newly created entities (over EUR 1 billion of OP committed amounts). The majority of these specific funds provide (quasi-)equity and in some cases loans. Seven managing authorities in ES, FR, GR and IT reported undertaking implementation tasks directly³³. Nine funds of funds or specific funds reported signing a funding agreement but did not report their implementation arrangements. These were in BG, FR, GR, PL and RO.

Legal status of FI (Article 38(6) CPR)

The bodies referred to in Article 38(4)(b) to which implementation tasks are entrusted should open fiduciary accounts³⁴ in their name and on behalf of the managing authority or set up the FI as a separate block of finance³⁵ within the financial institution.

Based on the data for the end of 2017³⁶, 162 FIs to which implementation is entrusted through a signed funding agreement reported a separate block of finance within the financial institutions, representing EUR 9.0 billion of OP committed amounts. Of these 79 are funds of funds and 83 specific funds without a fund of funds. For 41 funds of funds and 18 specific funds without a fund of funds, a fiduciary account in their name and on behalf of the MA has been opened, representing EUR 5.5 billion of OP committed amounts.

³³ However, the name of the body implementing the FI suggests this might not always be the case.

³⁴ Fiduciary account - the account is managed by the financial intermediary on behalf of the managing authority and FI, while the amount in the account remains in the ownership of the fund of funds/specific fund/managing authority.

³⁵ A separate block of finance – the amount is included in the balance sheet of the financial institution. It relies on accounting entries within the financial intermediary to track the drawdown. Funds need to be separately accounted for and clearly segregated from the other assets of that financial institution.

³⁶ A funding agreement has been signed, but details on the legal status were not reported for 10 FIs being entrusted, in BG, CZ, ES, RO, SK.

Type of implementing bodies

According to the data reported to the Commission concerning the bodies to which implementation tasks have been entrusted by the managing authority in line with Article 38(4)(b) CPR:

- Financial institutions aiming at the achievement of public interest under the control of a public authority manage funds of funds representing 7.3 billion of OP committed amounts and specific funds without funds of funds representing 2.4 billion of the committed amounts.
- Bodies governed by public or private law manage funds of funds representing 1.9 billion of OP committed amounts and specific funds without the funds of funds representing 2.4 billion of the committed amounts
- Seven managing authorities in GR, IT, LT and PL entrusted the EIB to manage their funds of funds (EUR 0.9 billion);
- The EIF was entrusted to manage funds of funds or specific funds without a fund of funds by nine and five OPs respectively in BG, CZ, EE, ES, FI, FR, GR, IT, MT, PL, RO and SE³⁷ (almost EUR 1.7 billion).

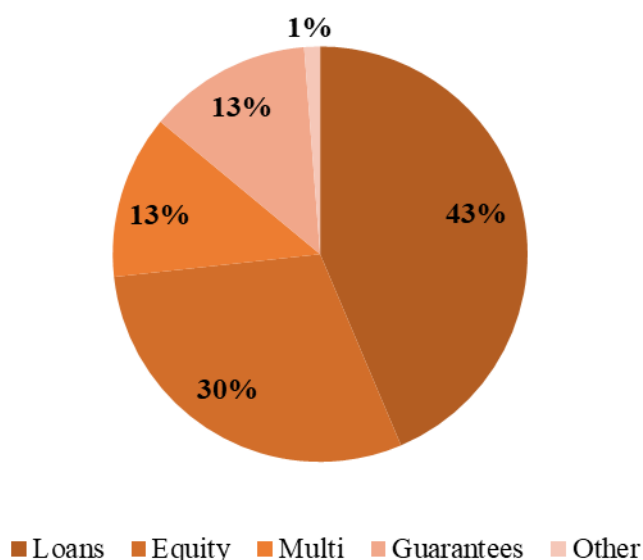
Products offered by fund

Member States provided information about the products offered by 253 specific funds³⁸ and FIs managed directly by the managing authority (Figure 6). For 243 of these, funding agreements have been signed. The majority of product-specific funds are loans, with 106 funding agreements signed (out of 110 planned), followed by equity and quasi-equity with 72 funding agreements signed (out of 74 planned), and guarantees with 31 funding agreements signed (four yet to be signed).

³⁷ A date for signature of the funding agreement was not reported by two FIs implemented by the EIF in FI and RO.

³⁸ Information on the products an FI offers is not provided at the level of funds of funds, but only at the level that makes payments to final recipients.

Figure 6 FIs planned and set up by product, as of end 2017 (ERDF and CF)



Nine Member States (BE, DE, EE, FR, IT, LV, NL, S and the UK) reported on multi-product funds. The most common mix provides loans and equity in BE, NL and the UK.

Loans also have the highest share of OP amounts committed to FIs (52%), followed by equity (20%) and guarantees (19%). FIs providing multi and other financial products constitute 8% and 1% of OP resources committed respectively.

Eight Member States reported other support combined with FIs in the sense of Article 37(7) CPR, according to which an FI may be combined with grants, interest rate subsidies and guarantee fee subsidies. These are in CZ, DE, FR, HR, HU, IT, PL and PT. Overall, FIs providing a combination in the sense of Article 37(7) of financial products together with other support constitute over EUR 1.2 billion of OP resources committed at the end of 2017. In most cases, FIs provide interest rate or guarantee fee subsidies. In CZ a loan instrument will be combined with an energy audit subsidy. In France equity will be combined with technical support.

Poland: interest rate subsidy for SMEs

Polish authorities decided to make use of the option to provide interest rate subsidies as a part of the same operation as the financial instrument. The guarantee scheme under which such interest rate subsidies are provided is implemented by Bank Gospodarstwa Krajowego, the Polish Development Bank which, for this financial instrument, has at its disposal about EUR 280 million.

The implementation of the instrument has started, with 10 bank guarantees granted for an amount of approximately EUR 5 million.

Investments in final recipients

Of the 24 Member States which report information on FIs, 20 (Table 4) reported on the amount committed to final recipients. This was EUR 2.5 billion (EUR 1.3 billion at the end of 2016) including EUR 2.0 billion ERDF, with 71,913 contracts signed. By the end of 2017, EUR 1.9 billion of OP contributions had been disbursed (EUR 1.1 billion at the end of 2016), including EUR 843 million committed for guarantees, EUR 803 million in loans and EUR 225 million invested in the equity of final recipients. Contributions disbursed included EUR 1.5 billion ERDF, resulting in 70,088 investments³⁹.

The amount committed to final recipients exceeds the amount invested in final recipients as there is a time lag between signing a loan, guarantee or equity participation and the actual investment in the final recipients. This is especially visible when there is a long-term relationship between a fund manager and final recipients as with equity participations or investments in physical infrastructure. In the latter, payments are often made in tranches according to the progress of project implementation. This can be seen with instruments which started investment for each contract signed but paid out only part of the amounts committed to final recipients.

³⁹ Information on the number of investments made but without details of amounts paid to final recipients were reported for three FIs in DE and LT.

Table 4 Payments to FIs, commitments and payments to final recipients, as of end 2017, in million EUR (ERDF and CF)^{40,41}

MS	OP amount paid to FI ^{1,2}	ERDF&CF paid to FI ^{1,3,4}	OP amounts committed to final	ERDF&CF committed to final recipients ⁵	OP amounts paid to final recipients ^{2,5,6}	ERDF&CF paid to final recipients ^{3,4,5,6}	Disbursement rate of ERDF&CF contributions ⁷
AT	9.0	3.0	1.5	0.5	1.5	0.5	17%
BE ⁴	75.1	31.4	48.9	19.6	35.9	14.4	46%
BG	207.6	190.7	39.3	39.3	30.4	30.4	16%
CZ	109.6	109.6	11.0	11.0	4.6	4.6	4%
DE ⁶	529.4	368.5	330.1	203.7	245.6	131.2	36%
EE	36.0	33.4	9.2	9.2	8.8	8.8	26%
ES	828.6	816.8	768.8	755.9	725.4	722.1	88%
FI ^{1,5}	40.4	20.2	40.4	20.2	37.6	18.8	93%
FR ^{2,3,4}	186.7	84.2	38.9	26.4	18.8	12.1	14%
GR	243.0	190.0	-	-	-	-	0%
HR	115.6	89.4	48.5	48.5	28.0	28.0	31%
HU ^{2,3,4}	229.6	229.6	271.5	270.7	187.7	187.4	82%
IT	703.7	440.3	313.7	196.2	120.8	63.6	14%
LT ⁶	343.8	343.5	418.4	318.4	276.8	195.5	57%
LV	40.4	34.3	18.0	10.8	14.1	9.5	28%
MT	15.0	15.0	14.8	14.8	14.8	14.8	99%
NL	19.6	5.6	10.7	3.7	7.1	3.3	59%
PL	769.2	735.3	26.5	23.0	4.8	3.7	1%
PT ⁴	105.2	94.6	8.4	6.6	7.5	6.0	6%
RO	29.4	25.0	-	-	-	-	0%
SE	98.1	47.2	21.2	10.0	21.2	10.0	21%
SI	63.3	63.3	-	-	-	-	0%
SK	175.6	146.1	-	-	-	-	0%
UK ^{2,3,4}	327.5	153.9	79.9	38.6	79.9	38.6	25%
Total	5,301.1	4,270.8	2,519.8	2,027.0	1,871.5	1,503.2	35%

- 1) Information on OP and ERDF/CF amounts paid to FI but no details on signing of the funding agreement were reported for 1 FI in Finland.
- 2) Information on OP amounts paid to final recipients but no details on OP amounts paid to FI were reported for 6 FIs in FR, HU and the UK.
- 3) Information on ERDF and/or CF amounts paid to final recipients but no details on ERDF and/or CF amounts paid to FI were reported for 6 FIs in FR, HU and the UK.
- 4) A higher ERDF and/or CF amount was paid to final recipients than to the FI for 12 FIs in BE, FR, HU, PT, UK.
- 5) Information on OP and ERDF/CF amounts committed and paid to final recipients but no details on signing of the funding agreement were reported for 1 FI in Finland.
- 6) Information on the number of investments made but no details on OP and ERDF and/or CF amounts paid to final recipients were reported for 3 FIs in DE and LT.
- 7) The disbursement rate is calculated on ERDF and CF contributions only. National co-financing to the OP can come in at the level of fund of funds, specific fund under a fund of funds, specific fund without a fund of funds and final recipient. Therefore, calculating the disbursement rate against payment from managing authority to the financial instrument would be incorrect.

Co-financing at the level of final recipients can differ from the co-financing rate of the instrument because co-investment can be attracted at the level of final recipients. An example is the equity fund Namur Investment and Growth in Belgium, where the national public and private co-financing rate at instrument level is 43%, but at the level of final recipients it reaches 60%.

⁴⁰ There are significant differences between expenditure declared by beneficiaries for the relevant forms of finance, and the programme contributions paid to the FI for 88 priority axis and fund combinations. These were in AT, BE, BG, DE, FR, HU, IT, LT, LV, NL, PL, PT, RO, SE, SI and the UK. However, given the different nature of the two variables, the discrepancies are perhaps not surprising.

⁴¹ A substantially lower amount was reported as paid to FIs in HU than at the end of 2016. Lower figures for certain amounts including resources paid to FIs were reported by EE.

Final recipients supported

In the 2007-2013 programming period information on the type of final recipients supported by an FIs was an optional reporting item. These data have become compulsory for the 2014-2020 programming period.

So far, FIs supported 61,274⁴² final recipients. SMEs are the largest group with 59,191, of which 36,142 qualify as micro-enterprises. The majority of SMEs including micro-enterprises received support from guarantee instruments. Of the 791 enterprises supported through equity participations, 783 are SMEs. The 1,158 'Other final recipients' include apartment owners or housing administrations which received support from Lithuanian renovation loan instruments

Table 5 Number and type of final recipients supported by product, as of end 2017 (ERDF and CF)

Final recipients supported through	Large enterprises	SMEs	<i>out of which microenterprises</i>	Individuals	Other type of final recipients	Total number of final recipients
Equity	8	783	483	-	-	791
Guarantees	-	53,476	31,919	-	-	53,476
Loans	86	4,890	3,704	831	1,158	6,965
Other	-	42	36	-	-	42
Total	94	59,191	36,142	831	1,158	61,274

⁴² The difference between the number of investments and final recipients could be due to some final recipients receiving more than one investment.

The Netherlands: Proof of concept fund to bring innovations faster to the market

Within the Western-Netherlands Operational Programme, the financial instrument “Uniiq – Proof of concept fund for South-Holland” aims to bring innovations to the market more quickly and thereby exploiting the innovation potential of the province of South Holland. The focus of the fund is on innovation and growth in SMEs, and in particular on the proof of concept phase. This stage concerns the transposition of an idea into a concrete, marketable product or service. Both the supply of capital and access to capital are a bottleneck at this stage. The ex ante assessment for the financial instrument was finalised in May 2015, the funding agreement was signed in December 2016.

As of end of 2017, EUR 22 million of OP resources were committed to the financial instrument, out of which 27% (EUR 6 million) ERDF resources. OP resources paid to the financial instrument amounted to EUR 4.7 million, out of which 31% ERDF support. At the end of 2017, Uniiq has supported already 16 final recipients (SMEs): EUR 5.7 million has been committed as loans to final recipients, out of which EUR 4.3 million have already been paid to them. The instrument aims at supporting 125 business by the end of the programme that runs until the end of 2023.

Management costs and fees

For 2007-2013, management costs and fees paid to bodies implementing the FI were calculated on the basis of the OP amounts contributed to the FI and were, in many cases, decoupled from performance. Based on the lessons learnt, thresholds and criteria for determining the OP contribution to management costs and fees, including on the basis of performance, are set out in Articles 12 and 13 of Commission Delegated Regulation (EU) No 480/2014, and aim at increasing the efficiency and effectiveness of investments undertaken by the instruments. The performance based remuneration takes into account the disbursement of contributions from ERDF and CF OPs, resources paid back from investments or from the release of resources committed for guarantee contracts, the quality of measures accompanying the investment before and after the investment decision to maximise its impact and the FI contribution to OP objectives and outputs.

Based on the information collected, 21 Member States have reported over EUR 149 million of management costs and fees paid from OPs to 179 funds. Of these FIs, 90 are funds of funds, 28

specific funds under a fund of funds structure, and 64 are specific funds⁴³. Of the total management costs and fees, EUR 59 million or 40% had already been paid as performance based remuneration.

FIs indicating that management costs and fees have not been paid to implementing bodies by the end of the reporting year represent 18% of OP resources paid to FIs. FIs reporting that no management costs and fees were to be paid to the fund manager from the OP contributions, or FIs not reporting their management costs and fees, represented 7% of OP resources paid to FIs by the end of 2017.

Interest and gains from treasury management

Article 43 of the CPR clarifies how interest or other gains from the investment of ERDF and CF contributions to FIs should be handled. The 2014-2020 rules provide for reporting on this information from the outset compared to 2007-2013 where information about treasury management is reported only at closure.

Of 251 FIs that received payments from managing authorities, interest and gains from treasury management were reported by 76 funds of funds, 18 specific funds under a fund of funds structure, and 68 specific funds. By the end of 2017, these FIs were paid over EUR 2.9 billion of OP resources.

By the end of 2017, FIs had accrued gains attributable to ERDF and CF of over EUR 16 million and losses of EUR 1.5 million (0.2%). Negative interest and gains were reported in BG, LT, and SI. Managing authorities have not reported any generated interest and gains or reported 0 for 147 FIs to which about EUR 2.9 billion of OP resources were paid.

Amounts repaid and reinvested

An important characteristic of FIs, in comparison to grants, is that they can generate reflows. These reflows consist of capital repayments, such as loan principal or the repayment of equity

⁴³ Three FIs which paid management costs and fees were reported under both fund of funds and fund of funds specific fund types.

participations as well as the release of amounts set aside for guarantees. Furthermore these amounts also include gains such as interest, guarantee fees, dividends or other capital gains. According to Article 44 of the CPR these instruments shall be reused for:

- Further investments through the same or other FIs;
- Preferential remuneration of private investors or public investors operating under the market economy principle;
- Reimbursement of management costs and fees for the FIs.

According to the data reported, resources were repaid to 58 FIs in 12 Member States as at the end of 2017. By that time, these FIs had paid EUR 491 million of ERDF resources to final recipients (about a third of all ERDF paid to final recipients). In total about EUR 64 million had been paid back and is attributable to support from ESIF, or 13% of the ERDF paid to final recipients by the corresponding FIs. EUR 55 million was from capital repayments, and EUR 9 million of gains from dividends and interest. Most repaid resources were for FIs providing loans. LT and DE had the highest repaid resources with EUR 26 and EUR 25 million respectively. Around EUR 15 million of the resources attributable to ESIF was already reused of which over EUR 10 million was in LT; almost EUR 8 million of the resources reused were used in 13 FIs in DE, EE and LT to reimburse management costs and pay for management fees.

Value of equity participation

The value of equity participations in enterprises made by venture capital funds or co-investment facilities depend on the performance of the enterprises and may increase or decrease over the period of investment. Actual reflows from the capital investment will only be available with an exit which may happen many years after initial investment. In order to have information on the progress over time, the managing authority shall report on the value of equity participations. The amount to be reported is the book value of the investment at the end of the reporting year which, depending on the applicable accounting rules, is calculated as: "Book value = nominal value of investments +/- fair-value movement – impairments of assets."

At end 2017, 32 equity funds reported a value of equity participation of over EUR 123 million, or 78% of the OP resources paid to final recipients by the respective FIs (such a decrease shortly after the initial investment is not unusual for equity). Equity FIs with over EUR 68 million paid to final recipients did not report the value of their equity investment.

Leverage

The ability to attract additional resources is a key characteristic of FIs and one of the main arguments for promoting their use to deliver ESIF policy objectives. A definition of leverage is provided in Financial Regulation (EU, Euratom N° 966/2012) Article 140(2)(d): *'the Union contribution to a FI shall aim at mobilizing a global investment exceeding the size of the Union contribution'* and in Article 223 of the Rules of Application this is further specified: *'the amount of finance to eligible final recipients divided by the amount of the Union contribution'*.

The leverage effect is referred to in the CPR in two main contexts: As 'expected leverage effect' which is established on the basis of the ex-ante assessment and the signature of the funding agreement with the body implementing the FI and after launching the FI as 'achieved leverage effect'. Additional resources, and hence leverage, can be accumulated at different levels – fund of funds (if applicable), specific funds and final recipients.

In the reporting, managing authorities provide the expected leverage effect according to the funding agreement for each FI. The achieved leverage effect, though, is calculated within SFC2014 to ensure a unified calculation across OPs and FIs. The formula for achieved leverage is:

Achieved leverage effect =	$\frac{\text{Total amount of finance which reached eligible final recipients as of the end of a reported year}}{\text{Eligible ESIF support which effectively contributed to the total amount of finance indicated in the numerator}}$
----------------------------	--

The total amount of finance which reached eligible final recipients is the sum of (1) the ESIF contribution which reached final recipients; (2) the national co-financing (public or private) which reached final recipients; (3) the contribution by other investors which reached final recipients, and (4) the amount of other forms of support combined in a single FI operation which reached final recipients.

The ESIF support which contributed to the total amount of finance reaching final recipients includes ESIF resources invested in final recipients and the ESIF share of management costs and fees.

Reporting on resources mobilised through FIs and expected leverage is only obligatory in annual implementation reports submitted in 2017, 2019 and in the final report. At the end of 2017 an expected leverage was reported for 121 FIs in 17 Member States. The reporting will have to be significantly improved in the report to be submitted in 2019 and the final report. In the 67 loan instruments providing information, expected leverage ranges from 0.94 to 7.2. For the 20 guarantee instruments reporting leverage, this ranges from 3.4 to 14. 35 equity instruments reported expected leverage ranging from 1.4 to 7.2.

For 130 FIs the data necessary to calculate achieved leverage has been provided, including:

- 15 guarantee FIs: achieved leverage from 1.0 to 16.9;
- 48 equity FIs: achieved leverage from 0.9 to 17.9;
- 69 loan FIs: achieved leverage from 0.1 to 8.1.

Indicators and achievements

Information concerning the contribution of the FI to achieving priority indicators is compulsory in the annual implementation reports submitted in 2017, 2019 and the final report. Targets specific for the FI should be fixed in the funding agreement and progress should be reported. Reporting is no longer limited to only one indicator 'jobs created' as for the 2007-2013 programming period. Managing authorities can choose from a list of output indicators approved in the OPs to which FIs may contribute.

In this reporting exercise, information on indicators is therefore not compulsory and should be considered as only indicative.

Information on targets was reported for 216 FIs in 21 Member States, representing EUR 10.2 billion of OP resources committed to FIs. Progress toward targets was reported for 133 FIs in 19 Member States, which was more than the number of FIs that made investments, as some reported on achievements but not on the investment made. FIs reporting on progress toward targets constitute EUR 6.6 billion of OP resources committed at the end of 2017.

The indicators selected to measure the direct outcome of FI operations and their contribution to OP targets cover productive investment measuring mostly support to enterprises, research and innovation, energy and climate change. Table 6 summarises the progress so far.

Table 6 Indicator targets and achievements reported, as of end 2017⁴⁴ (ERDF and CF)

Code		Target	Achievement
Productive investment			
CO01	Number of enterprises receiving support	108,788	48,554
CO03	Number of enterprises receiving financial support other than grants	101,010	54,536
CO04	Number of enterprises receiving non-financial support	4,723	263
CO05	Number of new enterprises supported	7,768	1,054
CO06	Private investment matching public support to enterprises (grants)	21,194,068	3,588,727
CO07	Private investment matching public support to enterprises (non-grants)	2,623,628,577	372,666,596
CO08	Employment increase in supported enterprises	46,482	3,371
Research, Innovation			
CO24	Number of new researchers in supported entities	15	33
CO26	Number of enterprises cooperating with research institutions	338	139
CO27	Private investment matching public support in innovation or R&D projects	149,940,000	29,931,736
CO28	Number of enterprises supported to introduce new to the market products	1,370	128
CO29	Number of enterprises supported to introduce new to the firm products	3,020	266
Energy efficiency and GHG reduction			
CO31	Number of households with improved energy consumption classification	63,246	25,825
CO34	Estimated annual decrease of GHG	450,698	54,023

Thematic objectives

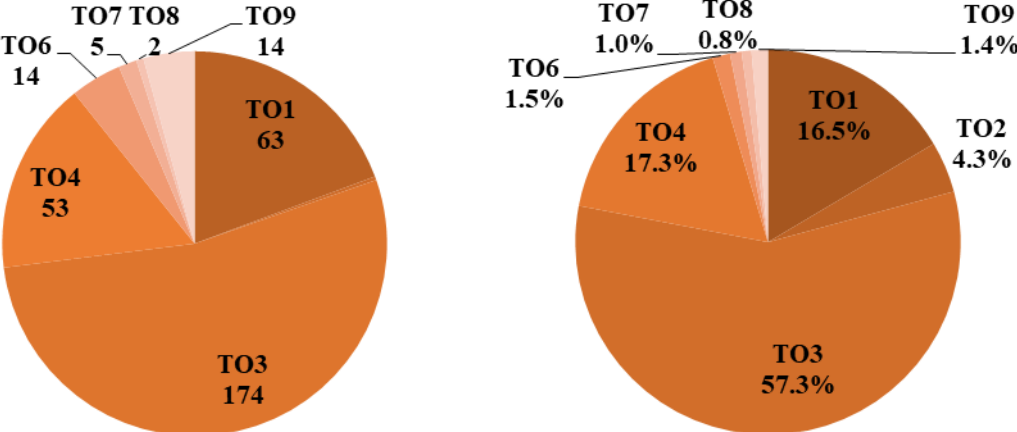
Reporting on the thematic objectives (TOs) supported by FIs is necessary for the European Commission to report in the framework of the Investment Plan for Europe; however, it is not a legal obligation to report the specific amounts under the CPR. Despite the fact that the information on amounts under TOs was voluntary it was reported for all but 25 OPs (in BG, CZ, DE, ES, FR, GR, HR, IT, LV, PL, RO, SK, UK). In most other cases a priority axis is clearly linked to a single TO therefore the amounts for a given TO are available from the information provided under the priority axis. The amounts can also be derived for multi-TO priority axes in case the reporting under Article 46 CPR indicates a single TO for a given FI. Overall, EUR 12.2 billion, or 90% ERDF and CF commitments to FIs could be classified by TO. Nevertheless there are several cases of FIs addressing different TO under a multi-TO priority axis and therefore reporting does not cover those cases. Such multi-thematic contributions to FIs within the same priority axis exist for 9 OPs in BG, DE, FR, GR, HU, PT.

⁴⁴ Figures for final recipients supported were used for the SME Initiative Spain CO01 and CO03 achieved values. Higher CO03 than CO01 indicator figures are due to inaccurate reporting. CO05 achieved figures are lower than reported at the end of 2016, due to a lack of data for the SME Initiative Spain.

The amounts committed to FIs by TO are indicative only, due to partial reporting. The amounts committed to FIs by TO, which are taken into account for the purpose of the summaries are presented in Figure 7, together with the respective percentages. Where FI address multiple thematic objectives, in the reported data the breakdown by TO was not provided in all cases. Some MS reported commitments to all forms of finance, including grants.

Overall, 57% of the ERDF amount committed to FIs is assigned to SMEs (TO3), which is implemented by 174 FIs in 20 Member States. This is followed by support to low carbon economy (TO4) with 17% and 53 FIs in 15 Member States. Support to R&D and innovation (TO1) with 16% is implemented by 63 FIs in 14 Member States.

Figure 7 Number of FIs by TO, and commitments to FIs as percent of total commitment by TO, as of end 2017 (ERDF and CF) ⁴⁵



Extending the scope of FIs to other thematic objectives has been taken up by a limited number of Member States. HU plans to use EUR 293 million of ERDF for ICT (TO2) and EUR 96 million for promoting sustainable and quality employment and supporting labour mobility (TO8). SK is the only Member State with resources committed to the transport sector (TO7), for a total EUR 119 million ERDF and CF. SK also plans to use EUR 57 million EUR of ERDF and CF for environmental and resource efficiency (TO6), which is also addressed by GR (EUR 56 million), PT (EUR 55 million), LT and SI (EUR 5 million each). PL has the highest amount of resources committed to social inclusion (TO9), with EUR 146 million ERDF and CF, and also committed EUR 231 million for ICT (TO2).

⁴⁵ FIs are counted multiple times if they address different thematic objectives. An FI in CZ was reported to address TO5 but without an amount committed to the TO, so it is not taken into account.

Sweden: Early stage green equity fund

ALMI invest is an early stage equity fund which operates through eight regional funds in all the Swedish regions, thereby investing OP contribution of EUR 151 million, of which EUR 72 million ERDF. The current ALMI funds are a follow-up to the ALMI funds set up in the 2007-2013 period. First agreements with final recipients were signed in 2016 and by the end of 2017 have reached a total of EUR 21 million in OP contributions.

An interesting novelty in this period is that the ALMI invest Green Fund, which operates nationally and invests a OP contribution of EUR 77 million, of which 50% ERDF. This fund focuses on innovative SMEs that develop products and services that have a CO2-reducing effect.

4. Conclusions

The data gathered in this summary shows significant progress in setting up and implementing FIs in the 24 Member States which reported information up to the end of 2017. Total OP contributions committed to FIs were EUR 17.9 billion, of which EUR 13.3 billion was ERDF and EUR 191 million was CF. Around EUR 5.1 billion of OP contributions were committed in 2017. EUR 5.3 billion (or 30%) of the OP amounts committed had been paid to FIs, including EUR 4.3 billion of ERDF and CF. Amounts committed to final recipients were EUR 2.5 billion (EUR 1.3 billion at the end of 2016), of which EUR 2.0 billion was ERDF. Of the committed amount, nearly EUR 1.9 billion had been paid to final recipients (EUR 1.1 billion at the end of 2016), of which around EUR 1.5 billion was ERDF.

The largest share of funding is intended to support SMEs (TO3) (57%), and investments in the low carbon economy (TO4) (17%). In addition to the traditional investment areas, innovation and R&D (TO1) demonstrates a high interest from Member States with commitments of around 16%. This was not an explicit area for FI investment during the 2007-2013 programming period.

This reporting exercise also demonstrates some encouraging results in terms of the ability of FIs to attract additional resources, with achieved leverage in some cases reaching 7.2 for loans, 14 for guarantees and 7.2 for equity.

OP indicators demonstrate that about 50,000 SMEs were supported (approximately 50% of the target) and 3,371 of the planned jobs were created. Over 25,000 households improved their energy consumption classification (more than 14,000 at the end of 2016) and almost

EUR 30 million of private investment has matched public support in innovation and R&D projects through FIs.

As at the end of 2017, EUR 64 million attributable to support from ESI Funds had already been repaid in 12 Member States, or over 4% of ERDF paid to final recipients.

The following lessons can be learnt with regard to next year's reporting exercise:

- Quality checks identified a number of continuing weaknesses in the reported data, and some improvements were required. This included excluding some information, as described throughout the document, before the dataset could be used to prepare the annual summaries. This clarifies that there is still scope for improving the quality of data reported by managing authorities. Reporting on leverage would need significant improvement in the annual implementation report submitted in 2019 and the final report.
- Although the sum of reporting by thematic objective did not match the overall total under other categories of reporting, information about allocations by thematic objective improved considerably. Managing authorities which did not provide this optional data or reported implausible information should be encouraged to submit accurate data so reporting on FI performance by key investment area can be further improved.
- Out of all FIs which received payments, no management cost and fees were reported yet for FIs corresponding to 13% of ERDF and CF amounts paid to FIs. This percentage is expected to decrease for next year's annual summaries, as implementation progresses, giving a fuller picture of management cost and fees.
- Equity FIs with over EUR 68 million paid to final recipients did not report the value of their equity investment. More comprehensive reporting by managing authorities should enable a more accurate picture in future.
- Inconsistencies in the data indicate a need to help managing authorities improve the quality of reporting. The Commission will put in place further actions to provide guidance and support for Member States, to ensure the summaries of data are based on the most complete and accurate information.

Annex FIs country factsheets (ERDF and CF)

Legend		
Country fiche reference	Data label	Data description
I. Identification and description of the entities which implement FIs		
1	CCI	Number of the operational programme providing contribution to the FI
2	Priority Axis	Reference (number) of each priority axis supporting the FI, including fund of funds
3	ESI Fund	ERDF and CF
4	Name and address of Financial Instrument	Name and address of FI; the place of business of FI may differ from the official address of the financial intermediary
5	Type of Financial Instrument	Fund of funds, specific fund implemented through fund of funds, or specific fund
6	Name of implementing body	Official name of the body implementing FI; official address/place of business (country and town name) of the body implementing FI
7	Ex ante assessment completed	Date when <i>ex-ante</i> assessment was completed
8	Selection/designation procedure launched	Indication whether the process of selecting, designating or directly awarding a body implementing FI has already started; selection of either 'Yes' or 'No'
9	Signature of the funding agreement	Date of signature of the funding agreement
II. Amounts of OP contributions committed and paid to FIs at the end of 2015, in EUR million		
10	OP amounts commitment to FI	Total amount of programme contributions committed in the funding agreement
11	out of which ERDF	out of which ERDF contribution
12	out of which CF	out of which CF contribution
13	OP amounts paid to FI	Sum of columns 14, 15 and 16
14	out of which ERDF	out of which total amount of ERDF paid to FI
15	out of which CF	out of which total amount of CF paid to FI
16	Out of which national co-financing	Sum of columns 17 and 18
17	(out of which) public co-financing	out of which total amount of national public funding paid to FI
18	(out of which) private co-financing	Total amount of national private funding paid to FI
19	MCF paid	Total amount of management costs and fees paid by programme contributions may differ from the sum of 20 and 21
20	(out of which) base remuneration	The amount of base remuneration
21	(out of which) performance based remuneration	The amount of performance-based remuneration
III. Investments made by FIs in final recipients at the end of 2015, in EUR million		
22	OP amount paid to final recipients	Operational Programme(s) financial support provided to final recipients (sum of columns 23, 24, 25 and 26)
23	(out of which) loans	out of which support provided in loan products
24	(out of which) guarantees	out of which support provided in guarantee products
25	(out of which) equity	out of which support provided in equity products
26	(out of which) other financial instruments	out of which support provided in other financial instruments
27	ESIF amounts paid to final recipients	ERDF and CF financial support provided to final recipients through the FI operations (sum of columns 27, 28, 29 and 30)
28	(out of which) loans	out of which loans
29	(out of which) guarantees	out of which guarantees
30	(out of which) equity	out of which equity
31	(out of which) other financial instruments	out of which other financial instruments
32	national public co-financing paid to final recipients	national public co-financing paid to final recipients
33	national private co-financing paid to final recipients	national private co-financing paid to final recipients
34	Amount of loans issued backed by guarantees	Total value of loans which were guaranteed with the programme resources and were actually disbursed to final recipients (paid into accounts of final recipients)

1.

Austria

I. Identification and description of the entities which implement FIs					II. Amounts of OP contributions committed and paid to FIs at the end of 2017, in EUR mln											III. Investments made in final recipients at the end of 2017, in EUR mln																																							
1	2	3	4	5	6		7	8	9	10	11		12			13		14	15	16		17		18	19	20			21		22				23		24		25		26		27			28		29		30		31	32	33	34
CCI	Priority Axis	ESI Fund	Name and address of Financial Instrument	Type of financial instrument	Name of implementing body		Ex ante assessment completed	Selection/designation procedure launched	Signature of the funding agreement	OP amounts commitment to FI	Out of which		Out of which			Out of which		MCF paid	Out of which			OP amount paid to final recipients	loans	guarantees	equity	other financial instruments	ESIF amounts paid to final recipients	loans	guarantees	equity	other financial instruments	national public cofinancing paid to final recipients	national private cofinancing paid to final recipients	Amount of loans issued backed by guarantees																					
					Name of the body implementing the financial instrument	Official address/place of business (country and town name)					ERDF	CF	ERDF	CF	Out of which national cofinancing	public cofinancing	private cofinancing		base remuneration	performance based remuneration	ESIF amounts paid to final recipients														loans	guarantees	equity	other financial instruments																	
2014AT16RFOP01	A.2	ERDF	OÖ. Hightechfonds; Oö Hightechfonds GmbH, Bethlehemstraße 3, 4020 Linz	Specific fund	OÖ. Hightechfonds	Oö Hightechfonds GmbH, Bethlehemstraße 3, 4020 Linz	15/01/2015	Yes	30/06/2015	9	3	9	3	6	3	3	.4	.4	0	1.5			1.5		.5			.5			.5		.5																						

2. Belgium

I. Identification and description of the entities which implement FIs					II. Amounts of OP contributions committed and paid to FIs at the end of 2017, in EUR mln													III. Investments made in final recipients at the end of 2017, in EUR mln																								
1	2	3	4	5	6	7	8	9	10	11			12	13-14+15+16		14	15	16=17+18		17	18	19	20		21	22=23+24+25+26			23	24	25	26=27+28+29+30+31			28	29	30	31	32	33	34	
CCI	Priority Axis	ESI Fund	Name and address of the financial instrument	Type of financial instrument	Name of the body implementing the financial instrument	Official address/place of business (country and town name)	Ex ante assessment completed	Selection/designation procedure launched	Signature of the funding agreement	OP amounts commitment to FI	Out of which		OP amounts paid to FI	Out of which		Out of which national cofinancing	Out of which		MCF paid	Out of which		OP amount paid to final recipients	Out of which			ESIF amounts paid to final recipients	Out of which			national public financing paid to final recipients	national private cofinancing paid to final recipients	Amount of loans issued backed by guarantees										
											ERDF	CF		ERDF	CF		public cofinancing	private cofinancing		base remuneration	performance based remuneration		loans	guarantees	equity		other financial instruments	loans	guarantees				equity	other financial instruments								
2014BE16RFOP001	Axe 2	ERDF	Outil de microcrédits; Belgique, Bruxelles	Specific fund	Brusoc	Belgique, Bruxelles	31/05/2017	Yes	23/05/2018	4.6	1.8	0																														
2014BE16RFOP001	Axe 1	ERDF	Outil de prise de capital pour entreprises innovantes en early-stage; Belgique, Bruxelles	Specific fund	Brustart	Belgique, Bruxelles	31/05/2017	Yes	23/05/2018	6.1	2.3	0																														
2014BE16RFOP001	Axe 2	ERDF	Outil de prêts avantageux à destination des entreprises de l'économie sociale, d'insertion ou coopérative; Belgique, Bruxelles	Specific fund	Brusoc	Belgique, Bruxelles	31/05/2017	Yes	23/05/2018	6.6	2.7	0																														
2014BE16RFOP003	2	ERDF	B2START: Rue Louis de Geer 2, 1348 Ottignies-Louvain-la-Neuve	Specific fund	B2START S.A.	Rue Louis de Geer 2, 1348 Ottignies-Louvain-la-Neuve	31/12/2014	Yes	11/01/2017	4.3	1.7		1.1		.4		.7			0	0	0		0		0		0		0		0		0		0		0		0		
2014BE16RFOP003	1	ERDF	B2START: Rue Louis de Geer 2, 1348 Ottignies-Louvain-la-Neuve	Specific fund	B2START S.A.	Rue Louis de Geer 2, 1348 Ottignies-Louvain-la-Neuve	31/12/2014	Yes	11/01/2017	5	2		1.3		.5		.8			0	0	0		.9		.9		0		.4		.4		0		.6		0		.6		
2014BE16RFOP003	2	ERDF	FCR 2020: Avenue Georges Lemaitre 62, 6041 Charleroi	Specific fund	Fonds de Capital à Risque 2020 SA ("FCR 2020" S.A.)	Avenue Georges Lemaitre 62, 6041 Charleroi	31/12/2014	Yes	14/12/2016	11.7	4.7		2.9		1.2		1.8		1.8	0	0	0		.3		0		3		1		0		1		.2		0		.2		
2014BE16RFOP003	1	ERDF	FCR 2020: Avenue Georges Lemaitre 62, 6041 Charleroi	Specific fund	FCR 2020 S.A.	Avenue Georges Lemaitre 62, 6041 Charleroi	31/12/2014	Yes	14/12/2016	23.9	9.6		6		2.4		3.6		3.6	0	0	0		4.1		.5		3.7		1.7		2		1.5		2.5		0		2.5		
2014BE16RFOP003	1	ERDF	IMBC 2020: Rue des Quatre Fils Aymon 12-14, 7000 Mons	Specific fund	IMBC 2020 S.A.	Rue des Quatre Fils Aymon 12-14, 7000 Mons	31/12/2014	Yes	06/12/2016	25.3	10.1		12.6		5.1		7.6		7.6	0	0	0		11.2		6.2		5		4.5		2.5		2		6.7		0		6.7		
2014BE16RFOP003	2	ERDF	IMBC 2020: Rue des Quatre Fils Aymon 12-14, 7000 Mons	Specific fund	IMBC 2020 S.A.	Rue des Quatre Fils Aymon 12-14, 7000 Mons	31/12/2014	Yes	06/12/2016	12.4	4.9		3.1		1.2		1.9		1.9	0	0	0		3.1		.1		3		1.2		0		1.2		1.9		0		1.9		
2014BE16RFOP003	1	ERDF	INNODEM 3: Rue Saint Etienne, 3, 4000 LIEGE	Specific fund	INNODEM 3 S.A.	Rue Saint Etienne, 3, 4000 LIEGE	31/12/2014	Yes	13/01/2017	32.2	12.9		8.1		3.2		4.8		4.8	0	0	0		1.2		0		1.2		.5		0		.5		.7		0		.7		
2014BE16RFOP003	2	ERDF	INNODEM 3: Rue Saint Etienne, 3, 4000 LIEGE	Specific fund	INNODEM 3 S.A.	Rue Saint Etienne, 3, 4000 LIEGE	31/12/2014	Yes	13/01/2017	15.8	6.3		3.9		1.6		2.4		2.4	0	0	0		0		0		0		0		0		0		0		0		0		

I. Identification and description of the entities which implement Fis					II. Amounts of OP contributions committed and paid to Fis at the end of 2017, in EUR mln																	III. Investments made in final recipients at the end of 2017, in EUR mln																			
1	2	3	4	5	6	7	8	9	10	11		12	13		14	15	16		17	18	19	20		21	22		23	24	25	26	27			28	29	30	31	32	33	34	
CCI	Priority Axis	ESI Fund	Name and address of Financial Instrument	Type of financial instrument	Name of the implementing body	Official address of the body implementing the financial instrument (country and town name)	Ex ante assessment completed	Selection/designation procedure launched	Signature of the funding agreement	OP amounts committed to FI	Out of which		Out of which		Out of which		MCF paid	Out of which		OP amount paid to final recipients	Out of which				ESIF amounts paid to final recipients	Out of which			national public cofinancing paid to final recipients	national private cofinancing paid to final recipients	Amount of loans issued backed by guarantees										
											ERDF	CF	OP amounts paid to FI	ERDF	CF	Out of which national cofinancing		public cofinancing	private cofinancing		base remuneration	performance based remuneration	loans	guarantees		equity	other financial instruments	loans				guarantees	equity	other financial instruments							
2014BE16RFOP003	1	ERDF	LDE 2: Drève de l'Arc-en-Ciel, 98 B - 6700 Arlon	Specific fund	Luxembourg Développement Europe Deux S.A. ("LDE 2" S.A.)	Drève de l'Arc-en-Ciel, 98 B - 6700 Arlon	31/12/2014	Yes	20/01/2017	6.3	2.5	1.6	.6	1	1	0	0	0	0	0	0	0	0	0	0	0	0	0	0	0	0	0	0	0	0	0	0	0			
2014BE16RFOP003	2	ERDF	LDE 2: Drève de l'Arc-en-Ciel, 98 B - 6700 Arlon	Specific fund	Luxembourg Développement Europe Deux S.A. ("LDE 2" S.A.)	Drève de l'Arc-en-Ciel, 98 B - 6700 Arlon	31/12/2014	Yes	20/01/2017	1.6	.7	.4	.2	.2	.2	0	0	0	0	0	0	.2	0	0	0	0	0	0	0	0	0	0	0	0	0	0	0	0	0		
2014BE16RFOP003	2	ERDF	MOVE; Hütte 79 – Box 20 (Quartum Center) 4700 EUPEN	Specific fund	Mesinvest Ostbelgieninvest Venture Europe ("MOVE Invest") S.A.	Hütte 79 – Box 20 (Quartum Center) 4700 EUPEN	31/12/2014	Yes	13/01/2017	3.3	1.3	.8	.3	.5	.5	0	0	0	0	0	0	0	0	0	0	0	0	0	0	0	0	0	0	0	0	0	0	0	0		
2014BE16RFOP003	1	ERDF	MOVE; Hütte 79 – Box 20 (Quartum Center) 4700 Eupen	Specific fund	Mesinvest Ostbelgieninvest Venture Europe ("MOVE Invest") S.A.	Hütte 79 – Box 20 (Quartum Center) 4700 Eupen	31/12/2014	Yes	13/01/2017	6.7	2.7	1.7	.7	1	1	0	0	0	0	0	0	.8	0	0	0	0	0	0	0	0	0	0	0	0	0	0	0	0	0	0	
2014BE16RFOP003	4	ERDF	NOVALLIA - Plus développée; Avenue Maurice Destenay, 13 à 4000 Liège	Specific fund	NOVALLIA S.A.	Avenue Maurice Destenay, 13 à 4000 Liège	31/10/2016	Yes	27/07/2017	2.8	1.1	.7	.3	.4	.4	0	0	0	0	0	0	0	0	0	0	0	0	0	0	0	0	0	0	0	0	0	0	0	0		
2014BE16RFOP003	4	ERDF	NOVALLIA - Transition; Avenue Maurice Destenay, 13 à 4000 Liège	Specific fund	NOVALLIA S.A.	Avenue Maurice Destenay, 13 à 4000 Liège	31/10/2016	Yes	27/07/2017	43.9	17.6	11	4.4	6.6	6.6	0	0	0	0	0	0	0	0	0	0	0	0	0	0	0	0	0	0	0	0	0	0	0	0		
2014BE16RFOP003	2	ERDF	Namur Investment and Growth (NIG); Avenue des Champs-Elysées, 160, 5000 Namur	Specific fund	Namur Investment and Growth ("NIG" S.A.)	Avenue des Champs-Elysées, 160, 5000 Namur	31/12/2014	Yes	11/01/2017	6.9	2.8	2.4	1.4	1	1	0	0	0	0	0	0	2.6	0	0	0	0	0	0	0	0	0	0	0	0	0	0	0	0	0	0	
2014BE16RFOP003	1	ERDF	Namur Investment and Growth (NIG); Avenue des Champs-Elysées, 160, 5000 Namur	Specific fund	Namur Innovation & Growth S.A. ("NIG" S.A.)	Avenue des Champs-Elysées, 160, 5000 Namur	31/12/2014	Yes	11/01/2017	16.2	6.5	5.7	3.2	2.4	2.4	0	0	0	0	0	0	4.4	2.1	0	0	0	0	0	0	0	0	0	0	0	0	0	0	0	0	0	
2014BE16RFOP003	1	ERDF	Société des Caution Mutuelles de Wallonie (SOCAMUT); Avenue Maurice Destenay, 13 à 4000 Liège	Specific fund	Société des Caution Mutuelles de Wallonie (SOCAMUT) S.A.	Avenue Maurice Destenay, 13 à 4000 Liège	31/12/2014	Yes	01/02/2017	30	12	7.5	3	4.5	4.5	0	0	0	0	0	0	4.5	4.5	0	0	0	0	0	0	0	0	0	0	0	0	0	0	0	0	0	
2014BE16RFOP003	2	ERDF	WAPI 2020; Rue Defacqz, 17, 7800 ATH	Specific fund	WAPI 2020 S.A.	Rue Defacqz, 17, 7800 ATH	31/12/2014	Yes	24/01/2017	5.8	2.3	1.4	.6	.9	.9	0	0	0	0	0	0	.3	0	0	0	0	0	0	0	0	0	0	0	0	0	0	0	0	0	0	
2014BE16RFOP003	1	ERDF	WAPI 2020; Rue Defacqz, 17, 7800 ATH	Specific fund	WAPI 2020 S.A.	Rue Defacqz, 17, 7800 ATH	31/12/2014	Yes	24/01/2017	11.8	4.7	3	1.2	1.8	1.8	0	0	0	0	0	0	2.2	1	0	0	0	0	0	0	0	0	0	0	0	0	0	0	0	0	0	0

3. Bulgaria

I. Identification and description of the entities which implement FIS									II. Amounts of OP contributions committed and paid to FIS at the end of 2017, in EUR mln											III. Investments made in final recipients at the end of 2017, in EUR mln																							
1	2	3	4	5	6		7	8	9	10	11-12		13-14+15+16		14	15	16=17+18		17	18	19	20		21		22=23+24+25+26		23	24	25	26	27=28+29+30+31		28	29	30	31	32	33	34			
CCI	Priority Axis	ESI Fund	Name and address of Financial Instrument	Type of financial instrument	Name of the implementing body		Ex ante assessment completed	Selection/designation procedure launched	Signature of the funding agreement	OP amounts commitment to FI	Out of which		Out of which		Out of which		MCF paid	Out of which		OP amount paid to final recipients	Out of which				ESIF amounts paid to final recipients	Out of which				national public cofinancing paid to final recipients	national private cofinancing paid to final recipients	Amount of loans issued backed by guarantees											
					Official address/place of business (country and town name)						ERDF	CF	ERDF	CF	Out of which national cofinancing	public cofinancing		private cofinancing	base remuneration		performance based remuneration	loans	guarantees	equity		other financial instruments	loans	guarantees	equity				other financial instruments										
2014BG16M1OP002	2	ERDF	"Фонд на Фондове"; ул. "Алабин" № 38, гр. София, България	Fund of funds	"Фонд мениджър на финансови инструменти в България" ЕАД		05/09/2014	Yes	10/01/2017	26.8		6.7	5.7	0	1	1	0	.2	.2	0																							
2014BG16RFOP001	1	ERDF	Фонд на Фондове; ул. "Алабин" № 38, гр. София, България	Fund of funds	"Фонд мениджър на финансови инструменти в България" ЕАД		21/10/2014	Yes	11/11/2016	138.7	117.9	34.7	29.5		5.2	5.2		1.3	1.3																								
2014BG16RFOP001	6	ERDF	Фонд на Фондове; ул. "Алабин" № 38, гр. София, България	Fund of funds	"Фонд мениджър на финансови инструменти в България" ЕАД		21/10/2014	Yes	11/11/2016	50.4	42.8	12.6	10.7		1.9	1.9		1.3	1.3																								
2014BG16RFOP002	2	ERDF	Фонд мениджър на финансови инструменти в България ЕАД; ул. "Алабин" № 38, София, България	Fund of funds	"Фонд мениджър на финансови инструменти в България" ЕАД		23/10/2014	Yes	01/08/2016	235		58.8	49.9		8.8	8.8		1.5	1.5																								
2015BG16RF5M001	1	ERDF	Инструмент за неограничени гаранции по инициативата за МСП; България, София	Specific fund	Европейски инвестиционен Фонд		01/12/2013	Yes	26/04/2016	102		94.9	94.9					.5	.5																							194.6	

4. Croatia

I. Identification and description of the entities which implement FIS						II. Amounts of OP contributions committed and paid to FIS at the end of 2017, in EUR mln														III. Investments made in final recipients at the end of 2017, in EUR mln																
1	2	3	4	5	6	7	8	9	10	11-12			13-14+15+16			17-18			19-21			22+23+24+25+26				27+28+29+30+31				32	33	34				
CCI	Priority Axis	ESI Fund	Name and address of Financial Instrument	Type of financial instrument	Name of the body implementing the financial instrument	Official address/place of business (country and town name)	Ex ante assessment completed	Selection/designation procedure launched	Signature of the funding agreement	OP amounts commitment to FI	Out of which		Out of which			Out of which			MCF paid	Out of which		OP amount paid to final recipients	Out of which				ESIF amounts paid to final recipients		national public cofinancing paid to final recipients	national private cofinancing paid to final recipients	Amount of loans issued backed by guarantees					
											ERDF	CF	OP amounts paid to FI	ERDF	CF	Out of which national cofinancing	public cofinancing	private cofinancing		base remuneration	performance based remuneration		loans	guarantees	equity	other financial instruments	loans	guarantees				equity	other financial instruments			
2014HR16M1OP001	3	ERDF	ESIF Growth and Development Loans; Croatia, Zagreb	Specific fund	Croatian Bank for Reconstruction and Development (HBOR)		19/04/2017	Yes	21/12/2016	215	110	0	53.8	27.5	0	26.3	0	26.3	0	0	0	0	0	0	0	0	0	0	0	0	0	0	0			
2014HR16M1OP001	3	ERDF	ESIF Individual Guarantees with Interest Rate Subsidy; Croatia, Zagreb	Specific fund	Croatian Agency for SMEs, Innovations and Investments (HAMAG-BICRO)		19/04/2017	Yes	30/06/2016	38	38	0	9.5	9.5	0	0	0	0	0	0	0	0	0	5.3		5		.3	5.3		5		.3	0	0	24.8
2014HR16M1OP001	3	ERDF	ESIF Individual Guarantees without Interest Rate Subsidy; Croatia, Zagreb	Specific fund	Croatian Agency for SMEs, Innovations and Investments (HAMAG-BICRO)	Croatia, Zagreb	19/04/2017	Yes	05/05/2017	29	14	0	7.3	7.3	0	0	0	0	0	0	0	0	0	1		1		1		1		0	0	5.3		
2014HR16M1OP001	3	ERDF	ESIF Limited Portfolio Guarantees; Croatia, Zagreb	Specific fund	Croatian Agency for SMEs, Innovations and Investments (HAMAG-BICRO)	Ksaver 208, 10000 Zagreb	19/04/2017	Yes	05/05/2017	58	28	0	14.5	14.5	0	0	0	0	0	0	0	0	0	0	0	0	0	0	0	0	0	0	0	0		
2014HR16M1OP001	4	ERDF	ESIF Loans for Energy Efficiency; Croatia, Zagreb	Specific fund	Croatian Bank for Reconstruction and Development (HBOR)	Strossmayerov trg 5, 10000 Zagreb	01/10/2015	Yes	28/12/2017	25	25	0	0	0	0	0	0	0	0	0	0	0	0	0	0	0	0	0	0	0	0	0	0	0		
2014HR16M1OP001	3	ERDF	ESIF Micro Loans; Croatia, Zagreb	Specific fund	Croatian Agency for SMEs, Innovations and Investments (HAMAG-BICRO)	Ksaver 208, 10000 Zagreb	19/04/2017	Yes	05/05/2017	12.5	12.5	0	6.3	6.3	0	0	0	0	0	0	0	0	0	3.6		3.6		3.6		3.6		0	0	0		
2014HR16M1OP001	3	ERDF	ESIF Small Loans; Croatia, Zagreb	Specific fund	Croatian Agency for SMEs, Innovations and Investments (HAMAG-BICRO)	Ksaver 208, 10000 Zagreb	19/04/2017	Yes	05/05/2017	32.5	32.5	0	24.4	24.4	0	0	0	0	0	0	0	.1	0	.1	18.1		18.1		18.1		18.1		0	0	0	

5. Czech Republic

I. Identification and description of the entities which implement FIs						II. Amounts of OP contributions committed and paid to FIs at the end of 2017, in EUR mln														III. Investments made in final recipients at the end of 2017, in EUR mln																							
1	2	3	4	5	6	7	8	9	10	11		12	13=14+15+16		14	15	16=17+18		17	18	19	20		21	22=23+24+25+26				23	24	25	26	27=28+29+30+31				28	29	30	31	32	33	34
CCI	Priority Axis	ESI Fund	Name and address of Financial Instrument	Type of financial instrument	Name of the body implementing the financial instrument	Official address/place of business (country and town name)	Ex ante assessment completed	Selection/designation procedure launched	Signature of the funding agreement	OP amounts commitment to FI	Out of which		OP amounts paid to FI	Out of which		Out of which national cofinancing	Out of which		MCF paid	Out of which		OP amount paid to final recipients	Out of which				ESIF amounts paid to final recipients	Out of which				national public cofinancing paid to final recipients	national private cofinancing paid to final recipients	Amount of loans issued backed by guarantees									
											ERDF	CF		ERDF	CF		public cofinancing	private cofinancing		base remuneration	performance based remuneration		loans	guarantees	equity	other financial instruments		loans	guarantees	equity	other financial instruments												
2014CZ16M1OP002	3	ERDF	Environmentalní iniciativa, Česká republika, Praha	Specific fund	Státní fond životního prostředí ČR	Česká republika, Praha	22/02/2017	Yes	19/09/2017	18.7		0	0	0	0	0	0	0	0	0	0																						
2014CZ16RFOP001	2	ERDF	Risk capital - Fund of Funds EIF; Prague, Czech Republic	Fund of funds	European Investment Fund	378, avenue J. F. Kennedy - L - 2968 Luxembourg	11/11/2015	Yes	24/01/2017	40	40	10	10						.1	.1																							
2014CZ16RFOP001	3	ERDF	Energy Savings, Energy Savings in Heat Supply Systems; Prague, Czech Republic	Specific fund	Czech-Moravian Guarantee and Development Bank	Prague, Czechia	11/11/2015	Yes	21/06/2017	74.9	74.9	18.1	18.1																														
2014CZ16RFOP001	2	ERDF	Expanze - guarantee; Prague, Czechia	Specific fund	Czech-Moravian Guarantee and Development Bank	Prague, Czechia	11/11/2015	No																																			
2014CZ16RFOP001	2	ERDF	Expanze - loan; Prague, Czechia	Specific fund	Czech-Moravian Guarantee and Development Bank	Prague, Czechia	11/11/2015	Yes	24/03/2017	345.5	345.5	81.4	81.4						.2	.2	0	4.6	4.6																				
2014CZ16RFOP002			Finanční nástroj IROP;	Specific fund																																							

6. Estonia

I. Identification and description of the entities which implement FIs									II. Amounts of OP contributions committed and paid to FIs at the end of 2017, in EUR mln											III. Investments made in final recipients at the end of 2017, in EUR mln																	
1	2	3	4	5	6		8	9	10	11		12	13=14+15+16		14	15	16=17+18		17	18	19	20		22=23+24+25+26			27=28+29+30+31			28	29	30	31	32	33	34	
CCI	Priority Axis	ESI Fund	Name and address of Financial Instrument	Type of financial instrument	Name of implementing body		Ex ante assessment completed	Selection/designation procedure launched	Signature of the funding agreement	OP amounts committed to FI	Out of which		OP amounts paid to FI	Out of which		Out of which national cofinancing	Out of which			MCF paid	base remuneration	performance based remuneration	OP amount paid to final recipients	Out of which				ESIF amounts paid to final recipients			Out of which				national public cofinancing paid to final recipients	national private cofinancing paid to final recipients	Amount of loans issued backed by guarantees
					ERDF	CF					ERDF	CF		public cofinancing	private cofinancing		loans	guarantees	equity					other financial instruments	loans	guarantees	equity	other financial instruments	loans	guarantees	equity	other financial instruments					
2014EE16M3OP001	5	ERDF	EstFund; Luksemburg, Luksemburg	Fund of funds	Euroopa Investeerimisfond	Luksemburg, Luksemburg	15/04/2015	Yes	01/03/2016	48	48	12	12							.4	.4																
2014EE16M3OP001	5	ERDF	EstFund Business Angels Co-Investment Fund; Tallinn, Eesti	Fund of funds specific fund	United Angels Co-Investment Fund I	Tallinn, Eesti			08/11/2017	12	12	.5	.4	0					0	.1	.1																
2014EE16M3OP001	5	ERDF	Krediidikindlustus; Eesti, Tallinn	Specific fund	AS KredEx Krediidikindlustus	Eesti, Tallinn	15/04/2015	Yes	21/12/2015	10	10	2.5	2.5										.3		.3		.3										1.3
2014EE16M3OP001	5	ERDF	Laenuud; Eesti, Tallinn	Specific fund	AS KredEx	Eesti, Tallinn	15/04/2015	Yes	15/12/2015	85.5		21.5	18.9	2.6					2.6				8.5		4.3	4.2		8.5	4.3	4.2							20.6

7. Finland

I. Identification and description of the entities which implement FIs									II. Amounts of OP contributions committed and paid to FIs at the end of 2017, in EUR mln											III. Investments made in final recipients at the end of 2017, in EUR mln												
1	2	3	4	5	6		7	8	9	10	11-12			13-15			16-18		19-21			22-26				27-31				32	33	34
CCI	Priority Axis	ESJ Fund	Name and address of Financial Instrument	Type of financial instrument	Name of the body implementing the financial instrument	Official address/place of business (country and town name)	Ex ante assessment completed	Selection/designation procedure launched	Signature of the funding agreement	OP amounts committed to FI	Out of which		OP amounts paid to FI	Out of which		Out of which national cofinancing	Out of which			OP amount paid to final recipients	Out of which				Out of which				national public cofinancing paid to final recipients	national private cofinancing paid to final recipients	Amount of loans issued backed by guarantees	
											ERDF	CF		ERDF	CF		MCF paid	base remuneration	performance based remuneration		loans	guarantees	equity	other financial instruments	loans	guarantees	equity	other financial instruments				
2014FI05M2OP001	1	ERDF	Offentligt riskkapital med finansiering från europeiska regionala utvecklingsfonden (Eruf); Finland, Åland, Mariehamn	Specific fund	Ålands Utvecklings Ab	Elverksgatan10, AX-22100 Mariehamn	12/05/2015	Yes	08/12/2015	3	1.5	.4	.2	.2	.2	.2				.4		.4		.2			.2					
2016FI16RFSM001	1	ERDF	SME Initiative Guarantee; 378 Avenue J.F.Kennedy L-2968 Luxembourg	Direct management	European Investment Fund	378 Avenue J.F.Kennedy L-2968 Luxembourg	31/12/2013													37.2		37.2				18.6		18.6			18.6	98.7

8. France

I. Identification and description of the entities which implement FIs									II. Amounts of OP contributions committed and paid to FIs at the end of 2017, in EUR mln											III. Investments made in final recipients at the end of 2017, in EUR mln																
1	2	3	4	5	6	7	8	9	10	11	12	13=14+15+16	14	15	16=17+18	17	18	19	20	21	22=23+24+25+26	23	24	25	26	27=28+29+30+31	28	29	30	31	32	33	34			
CCI	Priority Axis	ESI Fund	Name and address of Financial Instrument	Type of financial instrument	Name of implementing body		Ex ante assessment completed	Selection/designation procedure launched	Signature of the funding agreement	OP amounts commitment to FI	Out of which		Out of which		Out of which		MCF paid	Out of which		OP amount paid to final recipients	Out of which				Out of which				national public financing paid to final recipients	national private financing paid to final recipients	Amount of loans issued backed by guarantees					
					Name of the body implementing the financial instrument	Official address/place of business (country and town name)					ERDF	CF	ERDF	CF	public cofinancing	private cofinancing		base remuneration	performance based remuneration		loans	guarantees	equity	other financial instruments	ESIF amounts paid to final recipients	loans	guarantees	equity				other financial instruments				
2014FR05MOOP001	6	ERDF	Fonds de prêts d'honneur à destination des entreprises franciliennes technologies innovantes et non industrielles; 33 rue Barbet Jouy, 75007 Paris France	Specific fund	Scientipole Initiative Services (Wilco)	46 rue René Clair, 75018 PARIS	09/10/2014	Yes	21/07/2017	12.2	5.5	0	2	1.3	0	.8	.8	0	0	0																
2014FR05MOOP001	6	ERDF	Paris Venture Region Funds; 45 RUE BOISSIERE 75116 PARIS 16	Specific fund	Cap decisif management	45 rue Boissière 75116 Paris	09/10/2014	Yes	07/08/2017	32.8	16.4	0	20.5	4.1	0	16.4	16.4	0	.3	.3	0															
2014FR16MOOP002	3	ERDF	JEREMIE AUVERGNE 2; Instrument financier géré sous la responsabilité du Conseil Régional Auvergne Rhône-Alpes, autorité de gestion, conformément à l'article 38, paragraphe 1, point b), site 1 esplanade François Mitterrand, CS 20033, 69269 LYON cedex 2	Fund of funds	Groupement conjoint - SOFIMAC PARTNERS / CCIRA	24 avenue de l'agriculture 63100 Clermont-Ferrand / 148 boulevard Lavoisier 63037 Clermont-Ferrand	31/12/2013	Yes	29/09/2015	54	30	0	17.8	0	0	17.8	17.8	0	0	0																
2014FR16MOOP005	AXE 1	ERDF	DEFI; CCI Normandie 1 rue René Cassin - Saint Contest BP 20110 14652 Carpiquet cedex	Specific fund	CCI Normandie	CCI Normandie 1 rue René Cassin - Saint Contest BP 20110 14652 Carpiquet cedex	31/08/2015	Yes	16/10/2017	1.4	.4	0	1	0	0	1	1	0	0	0																
2014FR16MOOP006	1	ERDF	Co-investissement en haut de bilan; FONDS EUROPEEN D'INVESTISSEMENT	Fund of funds specific fund	IRDI SORIDEC GESTION	18 place Dupuy 31000 Toulouse			11/12/2017	15			.8	.5	.3	.3		.2	.2	0	0															
2014FR16MOOP006	1	ERDF	FOSTER TPE PME LANGUEDOC ROUSSILLON (VOLET FEDER); REGION OCCITANIE	Fund of funds	FONDS EUROPEEN D'INVESTISSEMENT	37 B AVENUE JF KENNEDY L-2968 LUXEMBOURG	17/04/2015	Yes	27/11/2015	43	25.8	0	43	25.8	0	17.2	17.2	0	.3	.3	0															
2014FR16MOOP006	1	ERDF	GARANTIE DES PREMIERES PERTES D'UN PORTEFEUILLE; FONDS EUROPEEN D'INVESTISSEMENT	Fund of funds specific fund	FONDS EUROPEEN D'INVESTISSEMENT	37 B Avenue JF Kennedy L-2968 LUXEMBOURG			31/01/2017	22.5								.1	.1	0	5.6					3.3			3.3		2.2	0	48.5			
2014FR16MOOP006	1	ERDF	PRET AVEC PARTAGE DE RISQUES POUR LES ENTREPRISES INNOVANTES; FONDS EUROPEEN D'INVESTISSEMENT	Fund of funds specific fund	CREALIA OCCITANIE	Immeuble le Phénix, bat 9, 13150 Avenue Albert Einstein, 34000 Montpellier			26/01/2017	2	1.2	0	.4	.2	.2	.2	.2	0	0	0	.6					.3		.3		.2						
2014FR16MOOP007	02	ERDF	FOSTER; Région Occitanie 22 Boulevard du Maréchal Juin, 31400 Toulouse France	Fund of funds	Fonds Européen d'Investissement	37 B Avenue JF Kennedy L-2968 Luxembourg	29/11/2016	Yes	03/01/2017	65.5	40.9		26.9	16.8		10.1	10.1	0	.1	.1	0															
2014FR16MOOP007	02	ERDF	Garantie des	Fund of funds	Fonds Européen	37 B Avenue	19/12/2017			36			0	0	0	0	0	0	0	0																

I. Identification and description of the entities which implement FIS						II. Amounts of OP contributions committed and paid to FIS at the end of 2017, in EUR mln													III. Investments made in final recipients at the end of 2017, in EUR mln															
1	2	3	4	5	6	7	8	9	10	11	12	13+14+15+16	14	15	16+17+18	17	18	19	20	21	22+23+24+25+26	23	24	25	26	27+28+29+30+31	28	29	30	31	32	33	34	
CCI	Priority Axis	ESI Fund	Name and address of Financial Instrument	Type of financial instrument	Name of implementing body	Official address/place of business (country and town name)	Ex ante assessment completed	Selection/designation procedure launched	Signature of the funding agreement	OP amounts committed to FI	Out of which		Out of which		Out of which		MCF paid	Out of which		OP amount paid to final recipients	Out of which				Out of which				national public cofinancing paid to final recipients	national private cofinancing paid to final recipients	Amount of loans issued backed by guarantees			
											ERDF	CF	ERDF	CF	Out of which national cofinancing	public cofinancing		private cofinancing	base remuneration		performance based remuneration	loans	guarantees	equity	other financial instruments	loans	guarantees	equity				other financial instruments		
			premières pertes d'un portefeuille; Fonds Européen d'Investissement 37 B Avenue JF Kennedy L-2968 Luxembourg	fonds specific fund	d'Investissement	JF Kennedy L-2968 Luxembourg																												
2014FR16M0OP012	3	ERDF	CAP 3ème Révolution Industriel; 77 rue National 59000 Lille	Specific fund	Nord Capital Partenaire	77 rue National 59000 Lille	28/09/2015	Yes	04/12/2015	20	15	0	8.9	6.4	2.5	0	2.5	.8	.8	0	5.5					4.1					4.1	1.4	0	
2014FR16M0OP012	1	ERDF	FAG ITI; France Active Garantie Tour Cityscope 3 rue Franklin 93100 MONTREUIL Co-traitants : Nord Actif, 667 Avenue de la République à Lille - Pas de calais Actif, 23 rue du 11 Novembre à Lens	Specific fund	France Active Garantie	Tour Cityscope 3 rue Franklin 93100 MONTREUIL		Yes	30/06/2017	3	1.8	0	.8	.5	0	.3	.3	0	0	0														
2014FR16M0OP012	1	ERDF	NFA; Conseil Régional Hauts de France 151 boulevard du Président Hoover 59 555 lille cedex	Specific fund	siparex	90 rue de Paris 59 000 lille	24/03/2015	Yes	18/12/2015	20	15	0	10	7.5	0	2.5	2.5	0	.2	.1	0													
2014FR16M0OP013	1	ERDF	PACA INVESTISSEMENT; FRANCE MARSEILLE	Specific fund	SAS PACA INVESTISSEMENT	27 Place Jule Guesde, 13481 Marseille cedex 20	05/12/2014	Yes	10/03/2017	54.3	27.1	0	18.8	6.8	0	12	12	0	.5	.1	0	4.7					4.7				2.3	2.3	0	
2014FR16M0OP015	2		Fonds de Garantie Lorraine TPE FEDER 2; France, Montreuil	Specific fund	France Active Garantie	France, Montreuil	08/06/2015	Yes	20/11/2015	.8	.4	0	.2	.1	0	.1	.1	0	0	0	0	0	0	0	0	0	0	0	0	0	0	0	0	
2014FR16M0OP015	2		Fonds de prêt FEDER Innovation (FPFI) Lorraine; France, Maisons-Alfort	Specific fund	BpiFrance	France Maisons-Alfort	08/06/2015	Yes	17/12/2015	8	4	0	2	1	0	1	1	0	0	0	0	0	0	0	0	0	0	0	0	0	0	0	0	0
2014FR16M0OP015	2		Fonds européen des matériaux; France, Metz	Specific fund	EMERTEC Gestion	France, Grenoble	08/06/2015	Yes	21/07/2015	6	3	0	.5	.3	0	.3	.3	0	0	0	0	0	0	0	0	0	0	0	0	0	0	0	0	0
2014FR16M2OP001	Axe 1	ERDF	DEFI; CCI Normandie 1 rue René Cassin - Saint Contest BP 20110 14652 Carpiquet cedex	Specific fund	CCI Normandie	CCI Normandie 1 rue René Cassin - Saint Contest BP 20110 14652 Carpiquet cedex	15/04/2015	Yes	16/10/2017	1.4	.6	0	.8	0	0	.8	.8	0	0	0	0	0	0	0	0	0	0	0	0	0	0	0	0	0
2014FR16M2OP001	Axe 1	ERDF	SASU NORMANDIE PARTICIPATIONS; 2 Esplanade Anton Philips 14460 COLOMBELLES	Specific fund	SASU NORMANDIE PARTICIPATIONS	2 Esplanade Anton Philips 14460 COLOMBELLES	15/04/2015	Yes	02/06/2017	16	6.4	0	9.6	0	0	9.6	9.6	0	0	0	0													
2014FR16M2OP003	2	ERDF	BREIZH UP; France - Rennes	Specific fund	SOFIMAC Innovation (antérieurement source)	17, rue de Viarmes - 35000 Rennes (France)	30/04/2015	Yes	14/12/2015	10	8	0	5	4	1	1	1	0	.5	.3	0	2.5					2.5				2	.5		
2014FR16M2OP005	1	ERDF	FPIC Création 4; Invest PME Besançon - France	Specific fund	Invest PME	Temis Center 2 - 9 avenue des Montboucons - 25000 Besançon	21/11/2014	Yes	20/11/2015	2.6	.9	0	1.7	.6	0	1.1	.1	1	0	0	0													
2014FR16M2OP006	1	ERDF	Fonds de co-investissement; 14 François de Sourdais - 33 077 Bordeaux Cedex	Specific fund	GIE AQUITI GESTION	Centre Condorcet - 162 avenue du Docteur Schweitzer - 33600 PESSAC	31/03/2015	Yes	28/04/2017	4	4	0						0																
2014FR16M2OP009	Axe 3	ERDF	Fonds de co-investissement; 14 rue François de Sourdais - 33077 BORDEAUX CEDEX	Specific fund	GIE AQUITI GESTION	Centre Condorcet - 162 avenue du Docteur Schweitzer - 33600 PESSAC	29/01/2016	Yes	28/04/2017	4	4	0	0	0	0	0	0	0	0	0	0													
2014FR16M2OP010	1	ERDF	Fonds de Prêt	Specific	EPIC Bpifrance	27-31 avenue	03/11/2014	Yes	26/11/2015	34.4	18.4		17.2	9.2	0	8	8	0	.2	.1	0													

I. Identification and description of the entities which implement FIS									II. Amounts of OP contributions committed and paid to FIS at the end of 2017, in EUR mln											III. Investments made in final recipients at the end of 2017, in EUR mln																						
1	2	3	4	5	6		8	9	10	11		12	13		14	15	16		17	18	19	20		21	22				23	24	25	26	27			28	29	30	31	32	33	34
CCI	Priority Axis	ESI Fund	Name and address of Financial Instrument	Type of financial instrument	Name of implementing body		Ex ante assessment completed	Selection/designation procedure launched	Signature of the funding agreement	OP amounts commitment to FI	Out of which		OP amounts paid to FI	Out of which		Out of which national cofinancing	Out of which		MCF paid	Out of which		base remuneration	performance based remuneration	OP amount paid to final recipients	Out of which				ESIF amounts paid to final recipients	Out of which			national public cofinancing paid to final recipients	national private cofinancing paid to final recipients	Amount of loans issued backed by guarantees							
					Name of the body implementing the financial instrument	Official address/place of business (country and town name)					ERDF	CF		ERDF	CF		public cofinancing	private cofinancing		loans	guarantees				equity	other financial instruments	loans	guarantees		equity	other financial instruments											
			FEDER Innovation (FPI) Rhône-Alpes; Instrument financier géré sous la responsabilité du Conseil Régional Auvergne Rhône-Alpes, autorité de gestion, conformément à l'article 38, paragraphe 1, point b), site 1 esplanade François Mitterrand, CS 20033, 69269 LYON cedex 2 L'autorité de gestion a confié les tâches d'exécution, conformément à l'article 38 paragraphe 4, point b), à EPIC Bpifrance (Etablissement public à caractère industriel et commercial), site 27-31 avenue du Général Leclerc 94170 MAISONS-ALFORT	fund	(Etablissement public à caractère industriel et commercial)	du Général Leclerc 94170 MAISONS-ALFORT																																				
2014FR16RFOP007	3	ERDF	La Financière Région Réunion; LUXEMBOURG / REUNION	Fund of funds	Fonds Européen d'Investissement	LUXEMBOURG	07/10/2015	Yes	12/09/2017																																	

9. Germany

I. Identification and description of the entities which implement FIs							II. Amounts of OP contributions committed and paid to FIs at the end of 2017, in EUR mln														III. Investments made in final recipients at the end of 2017, in EUR mln													
1	2	3	4	5	6	7	8	9	10	11	12	13=14+15+16	14	15	16=17+18	17	18	19	20	21	22=23+24+25+26	23	24	25	26	27=28+29+30+31	28	29	30	31	32	33	34	
CCI	Priority Axis	ESI Fund	Name and address of Financial Instrument	Type of financial instrument	Name of implementing body		Ex ante assessment completed	Selection/designation procedure launched	Signature of the funding agreement	OP amounts committed to FI	Out of which		ERDF	CF	Out of which national cofinancing	Out of which		MCF paid	Out of which		OP amount paid to final recipients	Out of which				ESIF amounts paid to final recipients	Out of which				national public cofinancing paid to final recipients	national private cofinancing paid to final recipients	Amount of loans issued backed by guarantees	
					Name of the body implementing the financial instrument	Official address/place of business (country and town name)					ERDF	CF				public cofinancing	private cofinancing		base remuneration	performance based remuneration		loans	guarantees	equity	other financial instruments		loans	guarantees	equity	other financial instruments				
2014DE16M2OP001	2	ERDF	Beteiligungsfonds (NBeteiligung III); Niedersachsen, Hannover	Specific fund	NBank	Niedersachsen, Hannover	28/05/2014	Yes	30/07/2015	50	25	0	15.8	7.6	0	8.1	6.8	1.3	1.6	1.4	.2	9.6			9.6		4.4			4.4		3.9	1.3	
2014DE16M2OP001	1	ERDF	Innovationsfonds; Niedersachsen, Hannover	Specific fund	NBank	Niedersachsen, Hannover	28/05/2014	Yes	06/10/2017	50	25	0	0	0	0	0	0	0	0	0	0	0	0	0	0	0	0	0	0	0	0	0	0	0
2014DE16M2OP001	2	ERDF	MikroSTARTer; Niedersachsen, Hannover	Specific fund	NBank	Niedersachsen, Hannover	28/05/2014	Yes	20/08/2015	32	16	0	16	8	0	8	8	0	.3	.1	.2	11					5.5	5.5				5.5	0	
2014DE16RFOP002	2		Bayern Kapital Innovationsfonds EFRE; 84028 Landslut, Deutschland	Specific fund	LFA Förderbank Bayern - Bayern Kapital	80539 München, Deutschland	29/09/2014	Yes	26/10/2015	20	10	0	5	2.5	0	2.5	2.5	0	1.1	1	0	2.4			2.4		1.2			1.2		1.2	0	
2014DE16RFOP002	2		EFRE-Projekt 2014 A; 60265 Frankfurt am Main, Deutschland	Specific fund	VR Equitypartner GmbH	60265 Frankfurt am Main, Deutschland	29/09/2014	Yes	16/04/2015	15	7.5	0	3.8	1.9	0	1.9	0	1.9	.2	.2	0	1.4			1.4		.7		.7		0	.7		
2014DE16RFOP002	2		EFRE-Projekt 2014 B; 80539 München, Deutschland	Specific fund	Bayerische Beteiligungsgesellschaft mbH	80539 München, Deutschland	29/09/2014	Yes	18/12/2014	20	10	0	8	4	0	4	0	4	.8	.7	.1	4.3			4.3		2.2		2.2		0	2.2		
2014DE16RFOP002	2		EFRE-Projekt 2014 D; 80539 München, Deutschland	Specific fund	Bayerische Beteiligungsgesellschaft mbH	80539 München, Deutschland	29/09/2014	Yes	26/06/2017	15	7.5	0	3.8	1.9	0	1.9	0	1.9	.1	.1	0	0			0		0		0		0	0		
2014DE16RFOP003	1	ERDF	ProFIT Darlehen; Berlin, Bundesrepublik Deutschland	Direct management	Investitionsbank Berlin	Bundesallee 210, 10719 Berlin, Bundesrepublik Deutschland	15/12/2014														50	50				25.3	25.3					0		
2014DE16RFOP003	2	ERDF	KMU-Fonds III; Berlin, Bundesrepublik Deutschland	Specific fund	Investitionsbank Berlin	Bundesallee 210, 10719 Berlin, Bundesrepublik Deutschland	15/12/2014	Yes	14/06/2017	103.4	51.7		12	6		6	6	0			7.4			7.4		3.7	3.7					0		
2014DE16RFOP003	3	ERDF	KMU-Fonds III Umweltkredite; Berlin, Bundesrepublik Deutschland	Specific fund	Investitionsbank Berlin	Bundesallee 210, 10719 Berlin, Bundesrepublik Deutschland	15/12/2014	Yes	14/06/2017	40	20		0	0		0	0	0			0			0		0	0					0	0	
2014DE16RFOP003	1	ERDF	VC Fonds Kreativwirtschaft Berlin II; Berlin, Bundesrepublik Deutschland	Specific fund	IBB Investitionsbank Berlin	Bundesallee 210, 10719 Berlin, Bundesrepublik Deutschland	15/12/2014	Yes	06/03/2015	40	20		20	10		10	10	0	1.4	1.1	.3	12.5			12.5									
2014DE16RFOP003	1	ERDF	VC Fonds Technologie Berlin II; Berlin, Bundesrepublik Deutschland	Specific fund	IBB Investitionsbank Berlin	Bundesallee 210, 10719 Berlin, Bundesrepublik Deutschland	15/12/2014	Yes	06/03/2015	60	30		30	15		15	15	0	2.5	1.8	.6	23.9			23.9									
2014DE16RFOP004	1	ERDF	Darlehensteil von ProFIT Brandenburg; Deutschland, Potsdam	Direct management			10/12/2014														13.8	13.8				11	11				2.8	0		
2014DE16RFOP004	2	ERDF	Brandenburg-Kredit Mezzanine II; Deutschland, Potsdam	Specific fund	Investitionsbank des Landes Brandenburg	Deutschland, Potsdam	20/06/2014	Yes	08/12/2015	32.5	22		16.3	11		5.3	5.3				6.6			6.6		4.5	4.5				2.1	0		
2014DE16RFOP004	2	ERDF	Frühphasen- und Wachstumsfonds; Deutschland, Potsdam	Specific fund	Investitionsbank des Landes Brandenburg	Deutschland, Potsdam	20/06/2014	Yes	08/12/2015	70	60		35	30		5	5	0	1.4	1.4	0	18			18		15.4		15.4		2.6	0		
2014DE16RFOP004	2	ERDF	Mikrokredit Brandenburg; Deutschland, Potsdam	Specific fund	Investitionsbank des Landes Brandenburg	Deutschland, Potsdam	20/06/2014	Yes	08/12/2015	10	8		5	4		1	1				4.4			4.4		3.5	3.5				.9	0		
2014DE16RFOP005	1	ERDF	EFRE Beteiligungsfonds Bremen; Kontorhaus am Markt, Langenstr. 2-4, 28195 Bremen, Deutschland	Specific fund	BAB Beteiligungs- und Managementgesellschaft Bremen mbH	Kontorhaus am Markt, Langenstr. 2-4, 28195 Bremen, Deutschland	01/06/2015	Yes	09/12/2016	6	4.5		1.3	1.1	0	1	1	0			.6			.6		4		.4		.1		.1		
2014DE16RFOP005	3	ERDF	EFRE Darlehensfonds Bremen; Kontorhaus am Markt, Langenstr. 2-4, 28195 Bremen, Deutschland	Specific fund	Bremer Aufbau-Bank GmbH	Kontorhaus am Markt, Langenstr. 2-4, 28195 Bremen, Deutschland	01/06/2015	Yes	09/12/2016	15	7.5		2.2	2.2		0	0				0			0		0	0		0		0		0	
2014DE16RFOP005	2	ERDF	EFRE Darlehensfonds Bremen; Kontorhaus am Markt, Langenstr. 2-4, 2195 Bremen, Deutschland	Specific fund	Bremer Aufbau-Bank GmbH	Kontorhaus am Markt, Langenstr. 2-4, 28195 Bremen, Deutschland	01/06/2015	Yes	09/12/2016	15.8	7.9		2.4	2.3		2	.2				.3			.3		.2	.2		.2		.2			
2014DE16RFOP005	1	ERDF	EFRE Darlehensfonds Bremen; Kontorhaus am Markt, Langenstr. 2-	Specific fund	Bremer Aufbau-Bank GmbH	Kontorhaus am Markt, Langenstr. 2-	01/06/2015	Yes	09/12/2016	9.3	3.1		1	.9		.1	.1				.1			.1		0	0				.1			

I. Identification and description of the entities which implement FIs								II. Amounts of OP contributions committed and paid to FIs at the end of 2017, in EUR mln											III. Investments made in final recipients at the end of 2017, in EUR mln																										
1	2	3	4	5	6		7	8	9	10	11-16				17-19			20-26					27-34																						
CCI	Priority Axis	ESI Fund	Name and address of Financial Instrument	Type of financial instrument	Name of implementing body		Ex ante assessment completed	Selection/designation procedure launched	Signature of the funding agreement	OP amounts committed to FI	Out of which		Out of which		Out of which		Out of which		OP amount paid to final recipients	Out of which				ESIF amounts paid to final recipients	Out of which				national public cofinancing paid to final recipients	national private cofinancing paid to final recipients	Amount of loans issued backed by guarantees														
					Name of the body implementing the financial instrument	Official address/place of business (country and town name)					ERDF	ERDF/CF	ERDF	CF	public cofinancing	private cofinancing	MCF paid	base remuneration		performance based remuneration	loans	guarantees	equity		other financial instruments	loans	guarantees	equity				other financial instruments													
			4, 2195 Bremen, Deutschland			Lungenstr. 2-4, 2195 Bremen, Deutschland																																							
2014DE16RFOP006	1	ERDF	Innovationsstarterfonds Hamburg II; Hamburg, Deutschland	Specific fund	Innovationsstarterfonds Hamburg GmbH	Besenbinderhof 31, 20097 Hamburg, Deutschland	25/09/2015	Yes	13/12/2016	12		6	3	3	3		.4	.4	0	1.6			1.6																						
2014DE16RFOP007	1	ERDF	Hessen Kapital III (EFRE) - Hochschulausgründungen; Hessen Kapital III (EFRE) GmbH, Gustav-Stresemann-Ring 9, 65189 Wiesbaden	Specific fund	BM H Beteiligungs-Managementgesellschaft, Hessen mbH	Gustav-Stresemann-Ring 9, 65189 Wiesbaden	07/12/2015	Yes	01/11/2017	8.3	4.1	2.1	1	1	1																														
2014DE16RFOP007	2	ERDF	Hessen Kapital III (EFRE) - Innovation und Wachstum von KMU; Hessen Kapital III (EFRE) GmbH, Gustav-Stresemann-Ring 9, 65189 Wiesbaden	Specific fund	BM H Beteiligungs-Managementgesellschaft, Hessen mbH	Gustav-Stresemann-Ring 9, 65189 Wiesbaden	07/12/2015	Yes	01/11/2017	16.8	8.4	4.2	2.1	2.1	2.1																														
2014DE16RFOP007	2	ERDF	Hessen Kapital III (EFRE) - Unternehmensgründungen; Hessen Kapital III (EFRE) GmbH, Gustav-Stresemann-Ring 9, 65189 Wiesbaden	Specific fund	BM H Beteiligungs-Managementgesellschaft, Hessen mbH	Gustav-Stresemann-Ring 9, 65189 Wiesbaden	07/12/2015	Yes	01/11/2017	8.4	4.2	2.1	1.1	1.1	1.1																														
2014DE16RFOP008	1	ERDF	Beteiligungs-Fonds-Innovation Mecklenburg-Vorpommern (BFIMV); Mittelständische Beteiligungsgesellschaft mbH, Graf-Schack-Allee 12, 19053 Schwerin	Specific fund	Mittelständische Beteiligungsgesellschaft mbH	Graf-Schack-Allee 12, 19053 Schwerin, Mecklenburg-Vorpommern	11/11/2014	Yes	30/12/2014	12.4	10.6	12.4	10.6	1.9	0	1.9	.7	.1	.6	6.7			6.7											0	1										
2014DE16RFOP008	2	ERDF	KMU-Darlehensfonds; Bürgerschaftsbank Mecklenburg-Vorpommern GmbH Graf-Schack-Allee 12, 19053 Schwerin	Specific fund	Bürgerschaftsbank Mecklenburg-Vorpommern GmbH	Graf-Schack-Allee 12, 19053 Schwerin, Mecklenburg-Vorpommern	15/04/2014	Yes	15/05/2014	10	9	10	9	0	1	0	1	.6	.1	.4	8.2	8.2												0	.8										
2014DE16RFOP008	1	ERDF	Venture Capital Fonds Mecklenburg-Vorpommern (VCFMV); Hagenower Straße 73, 19061 Schwerin, Deutschland	Specific fund	Venture Capital Fonds MV GmbH	Hagenower Straße 73, 19061 Schwerin, Deutschland	30/04/2014	Yes	18/12/2015	10	10	10	10	0	0	0	.5	.5	0	.4															0	0									
2014DE16RFOP009	4	ERDF	NRW/EU.Stadtentwicklungskredit; Deutschland/Düsseldorf	Specific fund	NRW.BANK Förderprogrammgeschäft Abteilung Strukturförderung	Kavalleriestrasse 22 40188 Düsseldorf, Deutschland	31/12/2014	Yes	18/11/2016	25	25																																		
2014DE16RFOP009	3	ERDF	NRW/EU.Wärmeinfrastrukturkredit; Deutschland / Düsseldorf	Specific fund	NRW.BANK Förderprogrammgeschäft Abteilung Strukturförderung	Kavalleriestrasse 22 40188 Düsseldorf, Deutschland	29/02/2016	Yes	16/10/2017	40	40																																		
2014DE16RFOP010	PA 1	ERDF	Innovationsfonds Rheinland-Pfalz II (IFP II); Investitions- und Strukturbank Rheinland-Pfalz (ISB), Holzhofstraße 4, 55116 Mainz	Specific fund	Investitions- und Strukturbank Rheinland-Pfalz (ISB)	Holzhofstraße 4, 55116 Mainz	06/01/2015	Yes	07/12/2016	30	15	15	7.5	7.5	7.5					6.7			6.7												3.4										
2014DE16RFOP011	PA B	ERDF	EFRE Nachrangdarlehensfonds Saarland; Deutschland, Franz-Josef-Röder-Str. 17, 66119 Saarbrücken	Fund of funds	Saarländische Investitionskreditbank Aktiengesellschaft (SIKB)	Deutschland, Franz-Josef-Röder-Str. 17, 66119 Saarbrücken	15/11/2016	Yes	03/05/2018	16	8	0	0	0	0	0	0	0	0	0																									
2014DE16RFOP012	B	ERDF	Darlehensfonds zur Markteinführung innovativer Produkte Sachsen; Freistaat Sachsen, Sächsisches Staatsministerium der Finanzen, Dresden	Specific fund	Sächsische Aufbaubank Förderbank - Dresden	Pirnaische Straße 9, 01069 Dresden	26/01/2015	Yes	06/12/2016	17.4	14	17.4	14	0	3.5	3.5	0	0	0	0																	0	0							
2014DE16RFOP012	B	ERDF	Nachrang-Darlehensfonds zur Verbesserung der regionalen Wirtschaftsstruktur Sachsen - II; Freistaat Sachsen, Sächsisches Staatsministerium der Finanzen, Dresden	Specific fund	Sächsische Aufbaubank Förderbank - Dresden	Pirnaische Straße 9, 01069 Dresden	26/01/2015	Yes	11/05/2015	100	80	30	24	0	6	6	0	.1	.1	0	6.2	6.2														1.2	0								
2014DE16RFOP012	B	ERDF	Technologiegründerfonds Sachsen; Dittiriching 2, 04109 Leipzig	Specific fund	Technologiegründerfonds Sachsen Management GmbH & Co. KG	Dittiriching 2, 04109 Leipzig	26/01/2015	Yes	01/02/2016	55.4	44.3	27.5	22	0	5.5	0	5.5	2.5	0	5.9			5.9												4.8			4.8							
2014DE16RFOP013	1	ERDF	IBG Risikokapitalfonds III GmbH & Co.KG, Kantstraße 5, D - 39104 Magdeburg	Specific fund	IBG Risikokapitalfonds III GmbH & Co.KG	Kantstraße 5, D - 39104 Magdeburg	18/06/2015	Yes	29/12/2016	66	36.6	16.5	9.1	0	7.4	7.4	0	.1	.1	6.3			6.3															3.5							
2014DE16RFOP013	1	ERDF	Mittelstands- und Gründer-Darlehensfonds Sachsen-Anhalt; Investitionsbank Sachsen-Anhalt, Domplatz 12, D - 39104 Magdeburg, Sachsen-Anhalt	Specific fund	Investitionsbank Sachsen-Anhalt	Domplatz 12, D - 39104 Magdeburg, Sachsen-Anhalt	25/04/2016	Yes	31/01/2017	12.5	10	3.1	2.5	0	.6	.6	0	0	0	0																									
2014DE16RFOP013	2	ERDF	Mittelstands- und Gründer-Darlehensfonds Sachsen-Anhalt; Investitionsbank Sachsen-Anhalt, Domplatz 12, D - 39104 Magdeburg, Sachsen-Anhalt	Specific fund	Investitionsbank Sachsen-Anhalt	Domplatz 12, D - 39104 Magdeburg, Sachsen-Anhalt	25/04/2016	Yes	31/01/2017	130	97.5	32.5	24.4	0	8.1	8.1	0	.2	.1	.1	15.3	15.3																							

10. Greece

I. Identification and description of the entities which implement FIS									II. Amounts of OP contributions committed and paid to FIS at the end of 2017, in EUR mln											III. Investments made in final recipients at the end of 2017, in EUR mln													
1	2	3	4	5	6		7	8	9	10	11-13			14-15		16-17		18	19	20-21		22-26				27-31				32	33	34	
CCI	Priority Axis	ESI Fund	Name and address of Financial Instrument	Type of financial instrument	Name of implementing body		Ex ante assessment completed	Selection/designation procedure launched	Signature of the funding agreement	OP amounts commitment to FI	Out of which		Out of which	Out of which		MCF paid	Out of which		OP amount paid to final recipients	Out of which				ESIF amounts paid to final recipients	Out of which				national public cofinancing paid to final recipients	national private cofinancing paid to final recipients	Amount of loans issued backed by guarantees		
					Name of the body implementing the financial instrument	Official address/place of business (country and town name)					ERDF	CF		ERDF	CF		public cofinancing	private cofinancing		base remuneration	performance based remuneration	loans	guarantees		equity	other financial instruments	loans	guarantees				equity	other financial instruments
2014GR16M2OP001	012	ERDF	ERDF ENTREPRENEURSHIP FUND II-015; National Entrepreneurship and Development Fund (ETEAN SA), GREECE, ATHENS	Fund of funds	National Entrepreneurship and Development Fund (ETEAN SA)	ATHENS/GREECE	23/11/2016	Yes	30/11/2016	24	12	0	6	3	0	3	3	0	0	0	0												
2014GR16M2OP001	03	ERDF	ERDF ENERGY EFFICIENCY FUND II; National Entrepreneurship and Development Fund (ETEAN SA), GREECE, ATHENS	Fund of funds	National Entrepreneurship and Development Fund (ETEAN SA)	GREECE, ATHENS	22/11/2016	Yes	30/11/2016	63.9	51.2	0	16	12.8	0	3.2	3.2	0	0	0													
2014GR16M2OP001	032	ERDF	ERDF ENERGY EFFICIENCY FUND II; National Entrepreneurship and Development Fund (ETEAN SA), GREECE, ATHENS	Fund of funds	National Entrepreneurship and Development Fund (ETEAN SA)	ATHENS/GREECE	22/11/2016	Yes	30/11/2016	4.1	2	0	1	5	0	5	5	0	0	0													
2014GR16M2OP001	01	ERDF	ERDF ENTREPRENEURSHIP FUND II; National Entrepreneurship and Development Fund (ETEAN SA), GREECE, ATHENS	Fund of funds	National Entrepreneurship and Development Fund (ETEAN SA)	ATHENS/GREECE	23/11/2016	Yes	30/11/2016	376	300.8	0	94	75.2	0	18.8	18.8	0	0	0													
2014GR16M2OP001	032	ERDF	ERDF INFRASTRUCTURE FUND; Athens/Greece	Fund of funds	European Investment Bank	Luxemburg	23/11/2016	Yes	19/12/2017	12.2	6.1	0	3	1.5	0	1.5	1.5	0	0	0													
2014GR16M2OP001	012	ERDF	ERDF INFRASTRUCTURE FUND; ATHENS/GREECE	Fund of funds	European Investment Bank	Luxemburg	23/11/2016	Yes	19/12/2017	2	1	0	.5	.2	0	.2	.2	0	0	0													
2014GR16M2OP001	01	ERDF	ERDF INFRASTRUCTURE FUND; ATHENS/GREECE	Fund of funds	European Investment Bank	LUXEMBURG	23/11/2016	Yes	19/12/2017	23.8	19	0	5.9	4.8	0	1.2	1.2	0	0	0													
2014GR16M2OP001	03	ERDF	ERDF INFRASTRUCTURE FUND; ATHENS/GREECE	Fund of funds	European Investment Bank	LUXEMBURG	23/11/2016	Yes	19/12/2017	162.1	129.7	0	40.5	32.4	0	8.1	8.1	0	0	0													
2014GR16M2OP001	01	ERDF	ESIF Equity FOF (TAESYM); ATHENS/GREECE	Fund of funds	European Investment Fund	LUXEMBURG	23/11/2016	Yes	06/12/2016	188	150.4	0	47	37.6	0	9.4	9.4	0	.8	.8													
2014GR16M2OP001	012	ERDF	ESIF Equity FOF (TAESYM)-015; ATHENS/GREECE	Fund of funds	EUROPEAN INVESTMENT FUND	LUXEMBURG	23/11/2016	Yes	06/12/2016	12	6	0	3	1.5	0	1.5	1.5	0	0	0													
2014GR16M2OP001	01	ERDF	ESIF Equity SF-MARATHON VCMF; ATHENS/GREECE	Fund of funds specific fund	Marathon A.E.D.A.K.E.S.	5-7 Lempesi, Athens 11742, Greece			29/12/2017	13.8	11.1	0	0	0	0	0	0	0	0	0													
2014GR16M2OP001	012	ERDF	ESIF Equity SF-MARATHON VCMF; ATHENS/GREECE	Fund of funds specific fund	Marathon A.E.D.A.K.E.S.	5-7 Lempesi, Athens 11742, Greece			29/12/2017	.9	.4	0	0	0	0	0	0	0	0	0													
2014GR16M2OP001	012	ERDF	ESIF Equity SF-METAVALLON I; ATHENS/GREECE	Fund of funds specific fund	Metavallon Partners Venture Capital Management S.A.	Ethnikis Antistaseos 9-11, 15232 Halandri, Greece			29/12/2017	1.5	.7	0	0	0	0	0	0	0	0	0													
2014GR16M2OP001	01	ERDF	ESIF Equity SF-METAVALLON I;	Fund of funds specific fund	Metavallon Partners Venture Capital Management S.A.	Ethnikis Antistaseos 9-11, 15232 Halandri, Greece			29/12/2017	22.7	18.2	0	0	0	0	0	0	0	0	0													
2014GR16M2OP001	012	ERDF	ESIF Equity SF-UNIFUND VCMF; ATHENS/GREECE	Fund of funds specific fund	UNIFUND VENTURE CAPITAL MANAGEMENT COMPANY SOCIETE ANONYME	4 Agiou Dimitriou Str., 10554, Athens, Greece			29/12/2017	1.3	.7	0	0	0	0	0	0	0	0	0													
2014GR16M2OP001	01	ERDF	ESIF Equity SF-UNIFUND VCMF;	Fund of funds specific fund	UNIFUND VENTURE CAPITAL MANAGEMENT COMPANY SOCIETE ANONYME	4 Agiou Dimitriou Str., 10554, Athens, Greece			29/12/2017	20.7	16.6	0	0	0	0	0	0	0	0	0													

I. Identification and description of the entities which implement FIS									II. Amounts of OP contributions committed and paid to FIS at the end of 2017, in EUR mln											III. Investments made in final recipients at the end of 2017, in EUR mln																		
1	2	3	4	5	6		7	8	9	10	11-12			13-14		15-16		17-18		19	20-21		22-23+24+25+26				27	28-29			30	31	32	33	34			
CCI	Priority Axis	ESI Fund	Name and address of Financial Instrument	Type of financial instrument	Name of implementing body		Ex ante assessment completed	Selection/designation procedure launched	Signature of the funding agreement	OP amounts committed to FI	Out of which		Out of which		Out of which		MCF paid	Out of which		OP amount paid to final recipients	Out of which				ESIF amounts paid to final recipients	Out of which				national public cofinancing paid to final recipients	national private cofinancing paid to final recipients	Amount of loans issued backed by guarantees						
					Name of the body implementing the financial instrument	Official address/place of business (country and town name)					ERDF	CF	ERDF	CF	ERDF	CF		base remuneration	performance based remuneration		loans	guarantees	equity	other financial instruments		loans	guarantees	equity	other financial instruments									
2014GR16M2OP001	012	ERDF	ESIF Equity SF- VENTURE FRIENDS 400W; AMSTERDAM/THE NETHERLANDS	Fund of funds specific fund	Venture Friends 400W Management B.V.	Jan van Goyenkade 8, 1075 HP Amsterdam, the Netherlands			29/12/2017	1	5	0	0	0	0	0	0	0	0	0	0	0	0															
2014GR16M2OP001	01	ERDF	ESIF Equity SF- VENTURE FRIENDS 400W; ATHENS/GREECE	Fund of funds specific fund	Venture Friends 400W Management B.V.	Jan van Goyenkade 8, 1075 HP Amsterdam, the Netherlands			29/12/2017	15.7	12.6	0	0	0	0	0	0	0	0	0	0	0																
2014GR16M2OP003	1	ERDF	ERDF ENTREPRENEURSHIP FUND II; National Entrepreneurship and Development Fund (ETEAN SA), GREECE, ATHENS	Fund of funds	National Entrepreneurship and Development Fund (ETEAN SA)	ATHENS/GREECE	23/11/2016	Yes	21/12/2017	10	8	2.5	2	5	5	0	0	0	0	0																		
2014GR16M2OP006	3	ERDF	ERDF ENTREPRENEURSHIP FUND II; National Entrepreneurship and Development Fund (ETEAN SA), GREECE, ATHENS	Fund of funds	National Entrepreneurship and Development Fund (ETEAN SA)	ATHENS/GREECE	23/11/2016	Yes	21/12/2017	5	4	1.3	1	3	3	0	0	0	0	0																		
2014GR16M2OP008	1	ERDF	ERDF ENTREPRENEURSHIP FUND II; National Entrepreneurship and Development Fund (ETEAN SA), GREECE, ATHENS	Fund of funds	National Entrepreneurship and Development Fund (ETEAN SA)	ATHENS/GREECE	23/11/2016	Yes	21/12/2017	2	1.6	5	4	1	1	0	0	0	0	0																		
2014GR16M2OP009	1	ERDF	ERDF ENTREPRENEURSHIP FUND II; ΕΘΝΙΚΟ ΤΑΜΕΙΟ ΕΠΙΧΕΙΡΗΜΑΤΙΚΟΤΗΤΑΣ & ΑΝΑΠΤΥΞΗΣ (ETEAN AE), ΕΛΛΑΔΑ-ΑΘΗΝΑ	Fund of funds	ΕΘΝΙΚΟ ΤΑΜΕΙΟ ΕΠΙΧΕΙΡΗΜΑΤΙΚΟΤΗΤΑΣ & ΑΝΑΠΤΥΞΗΣ (ETEAN AE)	ΑΘΗΝΑ-ΕΛΛΑΔΑ	23/11/2016	Yes	21/12/2017	4	3.2	1	8	2	2	0	0	0	0	0																		
2014GR16M2OP010	1	ERDF	ERDF ENTREPRENEURSHIP FUND II; National Entrepreneurship and Development Fund (ETEAN SA), GREECE, ATHENS	Fund of funds	National Entrepreneurship and Development Fund (ETEAN SA)	ATHENS/GREECE	23/11/2016	Yes	21/12/2017	8	6.4	2	1.6	4	4	0	0	0	0	0																		
2014GR16M2OP011	1	ERDF	ERDF ENTREPRENEURSHIP FUND II; National Entrepreneurship and Development Fund (ETEAN SA), GREECE, ATHENS	Fund of funds	National Entrepreneurship and Development Fund (ETEAN SA)	ATHENS - GREECE	23/11/2016	Yes	13/12/2017	10	8	2.5	2	5	5	0	0	0	0	0																		
2014GR16M2OP012	03	ERDF	ERDF ENTREPRENEURSHIP FUND II; National Entrepreneurship and Development Fund (ETEAN SA), GREECE, ATHENS	Fund of funds	National Entrepreneurship and Development Fund (ETEAN SA)	ATHENS/GREECE	23/11/2017	Yes	21/12/2017	50	40	12.5	10	2.5	2.5	0	0	0	0	0																		
2014GR16M2OP013	1	ERDF	ERDF ENTREPRENEURSHIP FUND II; National Entrepreneurship and Development Fund (ETEAN SA), GREECE, ATHENS	Fund of funds	National Entrepreneurship and Development Fund (ETEAN SA)	ATHENS/GREECE	23/11/2016	Yes	21/12/2017	5	2.5	1.3	6	6	6	0	0	0	0	0																		
2014GR16M2OP014	1	ERDF	ERDF ENTREPRENEURSHIP FUND II; National Entrepreneurship and Development Fund (ETEAN SA), GREECE, ATHENS	Fund of funds	National Entrepreneurship and Development Fund (ETEAN SA)	ATHENS/GREECE	23/11/2016	Yes	21/12/2017	10	8	2.5	2	5	5	0	0	0	0	0																		

11. Hungary

I. Identification and description of the entities which implement FIs									II. Amounts of OP contributions committed and paid to FIs at the end of 2017, in EUR mln											III. Investments made in final recipients at the end of 2017, in EUR mln											
1	2	3	4	5	6	7	8	9	10	11-14				15-18			19-21			22-26				27-31				32	33	34	
CCI	Priority Axis	ESI Fund	Name and address of Financial Instrument	Type of financial instrument	Name of the body implementing the financial instrument	Official address/place of business (country and town name)	Ex ante assessment completed	Selection/designation procedure launched	Signature of the funding agreement	OP amounts commitment to FI	Out of which		Out of which		Out of which			OP amount paid to final recipients	Out of which				Out of which				national public financing paid to final recipients	national private financing paid to final recipients	Amount of loans issued backed by guarantees		
											ERDF	CF	ERDF	CF	public cofinancing	private cofinancing	MCF paid		base remuneration	performance based remuneration	loans	guarantees	equity	other financial instruments	ESIF amounts paid to final recipients	loans				guarantees	equity
2014HU16MOOP001	8	ERDF		Fund of funds specific fund				20/04/2016			95.1										1.2	1.2					0	0			
2014HU16MOOP001	8	ERDF	B3 Takarékszövetkezet; 8444 Szentgál, Fő utca 30., Magyarország	Fund of funds specific fund	B3 Takarékszövetkezet	8444 Szentgál, Fő utca 30., Magyarország		20/04/2016	297.5	297.5	0	40.2	40.2	0	0	0	0	0	.8	.3	.5	34	34					0	0		
2014HU16MOOP001	8	ERDF	Budapest Hitel- és Fejlesztési Bank Zrt.; 1138 Budapest, Váci út 193., Magyarország	Fund of funds specific fund	Budapest Hitel- és Fejlesztési Bank Zrt	1138 Budapest, Váci út 193., Magyarország		20/04/2016	297.5	297.5	0	32.2	32.2	0	0	0	0	0	.7	.2	.4	29.5	29.5					0	0		
2014HU16MOOP001	8	ERDF	FHB Kereskedelmi Bank Zrt.; 1082 Budapest, Üllői út 48., Magyarország	Fund of funds specific fund	FHB Kereskedelmi Bank Zrt.	1082 Budapest, Üllői út 48., Magyarország		20/04/2016	297.5	297.5	0	27.5	27.5	0	0	0	0	0	.6	.2	.4	27.1	27.1					0	0		
2014HU16MOOP001	8	ERDF	Hiventures Kockázati Tőkealap-kezelő Zártkörűen Működő Részvénytársaság 1.; 1027 Budapest, Kapás utca 6-12., Magyarország	Fund of funds specific fund	Hiventures Kockázati Tőkealap-kezelő Zártkörűen Működő Részvénytársaság	1027 Budapest, Kapás utca 6-12., Magyarország		01/02/2017	225.1	225.1	0	21.3	21.3	0	0	0	0	0	0	0	0	0	0	0			0	0			
2014HU16MOOP001	8	ERDF	Hiventures Kockázati Tőkealap-kezelő Zártkörűen Működő Részvénytársaság 2.; 1027 Budapest, Kapás utca 6-12., Magyarország	Fund of funds specific fund	Hiventures Kockázati Tőkealap-kezelő Zártkörűen Működő Részvénytársaság	1027 Budapest, Kapás utca 6-12., Magyarország		02/10/2017	225.1	225.1	0	0	0	0	0	0	0	0	0	0	0	0	0	0	0	0	0	0	0		
2014HU16MOOP001	8	ERDF	MKB Bank Zrt.; 1056 Budapest, Váci utca 38., Magyarország	Fund of funds specific fund	MKB Bank Zrt.	1056 Budapest, Váci utca 38., Magyarország		29/06/2017	297.5	297.5	0	0	0	0	0	0	0	0	0	0	0	0	0	0	0	0	0	0	0		
2014HU16MOOP001	8	ERDF	Magyar Fejlesztési Bank Zrt.; 1051 Budapest, Nádor u. 31., Magyarország	Fund of funds specific fund	Magyar Fejlesztési Bank Zrt.	1051 Budapest, Nádor u. 31., Magyarország		09/06/2015											.1	.1	0	0	0	0	0	0	0	0	0		
2014HU16MOOP001	8	ERDF	Magyar Fejlesztési Bank Zrt.; 1051 Budapest, Nádor u. 31., Magyarország	Fund of funds specific fund	MFB-Magyar Fejlesztési Bank Zrt	1051 Budapest, Nádor u. 31., Magyarország	09/03/2015	Yes	09/06/2015	2235.2	2235.2	0	216.3	216.3	0	0	0	0	0	4.9	4.3	.6									
2014HU16MOOP001	8	ERDF	Magyar Takarékszövetkezeti Bank Zrt.; 1122 Budapest, Pethényi köz 10., Magyarország	Fund of funds specific fund	Magyar Takarékszövetkezeti Bank Zrt.	1122 Budapest, Pethényi köz 10., Magyarország		20/04/2016	297.5	297.5	0	95.1	95.1	0	0	0	0	0	0	2.9	1.5	1.4	90.4	90.4			0	0	0	0	
2014HU16MOOP001	8	ERDF	OTP Bank Nyrt.; 1051 Budapest, Nádor utca 16., Magyarország	Fund of funds specific fund	OTP Bank Nyrt.	1051 Budapest, Nádor utca 16., Magyarország		29/06/2017	297.5	297.5	0	0	0	0	0	0	0	0	.1	.1	0	0	0	0	0	0	0	0	0		
2014HU16M2OP002	5		B3 Takarékszövetkezet; 8444 Szentgál, Fő utca 30., Magyarország	Fund of funds specific fund	B3 Takarékszövetkezet	8444 Szentgál, Fő utca 30., Magyarország		26/08/2015	.4	.4	0	-.1	-.1	0	0	0	0	0	0	0	0	0	0	0	0	0	0	0	0		
2014HU16M2OP002	1	ERDF	B3 Takarékszövetkezet; 8444 Szentgál, Fő utca 30., Magyarország	Fund of funds specific fund	B3 Takarékszövetkezet	8444 Szentgál, Fő utca 30., Magyarország		26/08/2015	4.3	4.3	0	-.1	-.1	0	0	0	0	0	0	0	0	0	0	0	0	0	0	0	0		
2014HU16M2OP002	1	ERDF	Budapest Hitel- és Fejlesztési Bank Zrt.; 1138 Budapest, Váci út 193., Magyarország	Fund of funds specific fund	Budapest Hitel- és Fejlesztési Bank Zrt	1138 Budapest, Váci út 193., Magyarország		26/08/2015	.7	.7	0	-.1	-.1	0	0	0	0	0	0	0	0	0	0	0	0	0	0	0	0		
2014HU16M2OP002	5		Budapest Hitel- és	Fund of	Budapest Hitel- és	1138		26/08/2015	.4	.4	0	0	0	0	0	0	0	0	0	0	0	0	0	0	0	0	0	0	0		

I. Identification and description of the entities which implement FIS						II. Amounts of OP contributions committed and paid to FIS at the end of 2017, in EUR mln														III. Investments made in final recipients at the end of 2017, in EUR mln															
1	2	3	4	5	6	7	8	9	10	11	12	13=14+15+16	14	15	16=17+18	17	18	19	20	21	22=23+24+25+26	23	24	25	26	27=28+29+30+31	28	29	30	31	32	33	34		
CCI	Priority Axis	ESI Fund	Name and address of financial instrument	Type of financial instrument	Name of the body implementing the financial instrument	Official address/place of business (country and town name)	Ex ante assessment completed	Selection/designation procedure launched	Signature of the funding agreement	OP amounts commitment to FI	Out of which		Out of which		Out of which		MCF paid	Out of which			OP amount paid to final recipients	Out of which				ESIF amounts paid to final recipients	Out of which				national public cofinancing paid to final recipients	national private cofinancing paid to final recipients	Amount of loans issued backed by guarantees		
											ERDF	CF	ERDF	CF	public cofinancing	private cofinancing		base remuneration	performance based remuneration	loans		guarantees	equity	other financial instruments	loans		guarantees	equity	other financial instruments						
			Fejlesztési Bank Zrt., 1138 Bp., Váci út 193., Magyarország	Fund of funds specific fund	Fejlesztési Bank Zrt., Budapest, Váci út 193., Magyarország																														
2014HU16M2OP002	1	ERDF	FHB Kereskedelmi Bank Zrt., 1082 Bp., Üllői út 48., Magyarország	Fund of funds specific fund	FHB Kereskedelmi Bank Zrt., Budapest, Üllői út 48., Magyarország			26/08/2015	2	2	0	.1	.1	0	0	0	0	0	0	0	0	0	0	0	0	0	0	0	0	0	0	0	0	0	
2014HU16M2OP002	5		FHB Kereskedelmi Bank Zrt., 1082 Bp., Üllői út 48., Magyarország	Fund of funds specific fund	FHB Kereskedelmi Bank Zrt., Budapest, Üllői út 48., Magyarország			26/08/2015	4	4	0	0	0	0	0	0	0	0	0	0	0	0	0	0	0	0	0	0	0	0	0	0	0	0	
2014HU16M2OP002	5		Gránit Bank Zártkörűen Működő Részvénytársaság, 1095 Budapest, Lechner ödön fasor 8., Magyarország	Fund of funds specific fund	GRÁNIT BANK Zártkörűen Működő Részvénytársaság, Budapest, Lechner ödön fasor 8., Magyarország			26/08/2015	4	4	0	0	0	0	0	0	0	0	0	0	0	0	0	0	0	0	0	0	0	0	0	0	0	0	
2014HU16M2OP002	1	ERDF	Gránit Bank Zártkörűen Működő Részvénytársaság, 1095 Budapest, Lechner Ödön fasor 8., Magyarország	Fund of funds specific fund	GRÁNIT BANK Zártkörűen Működő Részvénytársaság, Budapest, Lechner Ödön fasor 8., Magyarország			26/08/2015	1	1	0	0	0	0	0	0	0	0	0	0	0	0	0	0	0	0	0	0	0	0	0	0	0	0	
2014HU16M2OP002	1	ERDF	MKB Bank Zrt., 1056 Budapest, Váci u. 38., Magyarország	Fund of funds specific fund	MKB BANK ZRT., Budapest, Váci u. 38., Magyarország			26/08/2015	1	1	0	0	0	0	0	0	0	0	0	0	0	0	0	0	0	0	0	0	0	0	0	0	0	0	
2014HU16M2OP002	5		MKB Bank Zrt., 1056 Budapest, Váci u. 38., Magyarország	Fund of funds specific fund	MKB BANK ZRT., Budapest, Váci u. 38., Magyarország			26/08/2015	4	4	0	0	0	0	0	0	0	0	0	0	0	0	0	0	0	0	0	0	0	0	0	0	0	0	
2014HU16M2OP002	5		Magyar Fejlesztési Bank Zrt., 1051 Budapest, Nádor u. 31., Magyarország	Fund of funds	MFB Magyar Fejlesztési Bank Zrt., Budapest, Nádor u. 31., Magyarország	25/10/2017	Yes	26/08/2015	78.8	78.8	0	10.7	10.7	0	0	0	0	0	0	0	0	0	0	0	0	0	0	0	0	0	0	0	0	0	
2014HU16M2OP002	1	ERDF	Magyar Fejlesztési Bank Zrt., 1051 Budapest, Nádor u. 31., Magyarország	Fund of funds	MFB Magyar Fejlesztési Bank Zrt., Budapest, Nádor u. 31., Magyarország	25/10/2017	Yes	26/08/2015	78.8	78.8	0	2.6	2.6	0	0	0	0	0	0	0	0	0	0	0	0	0	0	0	0	0	0	0	0	0	
2014HU16M2OP002	5		Magyar Takarékszövetkezeti bank Zrt., 1122 Bp., Pethényi köz 10., Magyarország	Fund of funds specific fund	Magyar Takarékszövetkezeti Bank Zrt., Budapest., Pethényi köz 10., Magyarország			26/08/2015	4	4	0	.1	.1	0	0	0	0	0	0	0	0	0	0	0	0	0	0	0	0	0	0	0	0	0	
2014HU16M2OP002	1	ERDF	Magyar Takarékszövetkezeti bank Zrt., 1122 Bp., Pethényi köz 10., Magyarország	Fund of funds specific fund	Magyar Takarékszövetkezeti Bank Zrt., Budapest., Pethényi köz 10., Magyarország			26/08/2015	3	3	0	.1	.1	0	0	0	0	0	0	0	0	0	0	0	0	0	0	0	0	0	0	0	0	0	
2014HU16M2OP002	5		NHB Növekedési Hitelbank Zártkörűen Működő Részvénytársaság, 1118 Budapest, Kelenhegyi út 39., Magyarország	Fund of funds specific fund	NHB Növekedési Hitelbank Zártkörűen Működő Részvénytársaság, Budapest, Kelenhegyi út 39., Magyarország			26/08/2015	4	4	0	0	0	0	0	0	0	0	0	0	0	0	0	0	0	0	0	0	0	0	0	0	0	0	0
2014HU16M2OP002	1	ERDF	NHB Növekedési Hitelbank Zártkörűen Működő Részvénytársaság, 1118 Budapest, Kelenhegyi út 39., Magyarország	Fund of funds specific fund	NHB Növekedési Hitelbank Zártkörűen Működő Részvénytársaság, Budapest, Kelenhegyi út 39., Magyarország			26/08/2015	1	1	0	0	0	0	0	0	0	0	0	0	0	0	0	0	0	0	0	0	0	0	0	0	0	0	0
2014HU16M2OP002	1	ERDF	OTP Bank Nyrt., 1051 Budapest, Nádor u. 16., Magyarország	Fund of funds specific fund	OTP BANK NYRT., Budapest, Nádor u. 16., Magyarország			26/08/2015	1	1	0	0	0	0	0	0	0	0	0	0	0	0	0	0	0	0	0	0	0	0	0	0	0	0	0
2014HU16M2OP002	5		OTP Bank Nyrt., 1051 Budapest, Nádor u. 16., Magyarország	Fund of funds specific fund	OTP BANK NYRT., Budapest, Nádor u. 16., Magyarország			26/08/2015	4	4	0	0	0	0	0	0	0	0	0	0	0	0	0	0	0	0	0	0	0	0	0	0	0	0	0

12. Italy

I. Identification and description of the entities which implement FIS									II. Amounts of OP contributions committed and paid to FIS at the end of 2017, in EUR mln											III. Investments made in final recipients at the end of 2017, in EUR mln																									
1	2	3	4	5	6		7	8	9	10	11		12	13=14+15+16		14	15	16=17+18		17	18	19	20		21	22=23+24+25+26			23	24	25	26	27=28+29+30+31			28	29	30	31	32	33	34			
CCI	Priority Axis	ESI Fund	Name and address of financial instrument	Type of financial instrument	Name of implementing body		Ex ante assessment completed	Selection/designation procedure launched	Signature of the funding agreement	OP amounts committed to FI	Out of which		ERDF	CF	OP amounts paid to FI	Out of which		ERDF	CF	Out of which national cofinancing	Out of which		MCF paid	base remuneration	performance based remuneration	OP amount paid to final recipients	Out of which			ESIF amounts paid to final recipients	Out of which			national public cofinancing paid to final recipients	national private cofinancing paid to final recipients	Amount of loans issued backed by guarantees									
					Name of the body implementing the financial instrument	Official address/place of business (country and town name)					ERDF	CF				ERDF	CF				public cofinancing	private cofinancing					loans	guarantees	equity		other financial instruments	loans	guarantees				equity	other financial instruments							
2014IT16M2OP002	III	ERDF	CONFIDI; Italia Bari	Specific fund	cofidi.it soc coop / fin.promo.ter s.c.p.a / fidi nord est / italia com-fidi consortile art / confeserfidi soc cons. art	Italia / Bari / Roma / Vicenza / Roma / Sicilia	30/06/2017	Yes	04/12/2017	60	30	0	20	10	0	10	10	0	0	0	0	0	0	0	0	0	0	0	0	0	0	0	0	0	0	0	0	0	0	0	0	0			
2014IT16M2OP002	III	ERDF	FONDO EFFICIENTAMENTO ENERGETICO MUTUI; Italia / Modugno (BA)	Specific fund	Puglia Sviluppo SpA	Italia / Modugno (BA)	30/06/2017	Yes	24/07/2017	25	12.5	0	6.3	3.1	0	3.1	3.1	0	0	0	0	0	0	0	0	0	0	0	0	0	0	0	0	0	0	0	0	0	0	0	0	0	0		
2014IT16M2OP002	III	ERDF	FONDO NIDI; Italia / Modugno (BA)	Specific fund	Puglia Sviluppo SpA	Italia / Modugno (BA)	30/06/2017	Yes	24/07/2017	27	13.5	0	27	13.5	0	13.5	13.5	0	0	0	0	0	0	0	2.2	2.2	1.1	1.1	0	0	0	0	0	0	0	0	0	0	0	0	0	0	0	0	
2014IT16M2OP002	III	ERDF	FONDO TECNONIDI; Italia / Modugno (BA)	Specific fund	Puglia Sviluppo SpA	Italia / Modugno (BA)	30/06/2017	Yes	24/07/2017	15	7.5	0	15	7.5	0	7.5	7.5	0	0	0	0	0	0	0	0	0	0	0	0	0	0	0	0	0	0	0	0	0	0	0	0	0	0	0	
2014IT16M2OP002	III	ERDF	MICROCREDITO; Italia / Modugno (BA)	Specific fund	Puglia Sviluppo SpA	Italia / Modugno (BA)	30/06/2017	Yes	27/07/2017	30	15	0	30	15	0	15	15	0	0	0	0	0	0	0	1.6	1.6	0.8	0.8	0	0	0	0	0	0	0	0	0	0	0	0	0	0	0	0	0
2014IT16M2OP005	II	ERDF	Fondo di Fondi - Ricerca e innovazione; boulevard Konrad Adenauer 98-100, L-2950 Lussemburgo	Fund of funds	BEI	Lussemburgo	28/07/2016	Yes	15/12/2016	200	144	0	50	36	0	14	14	0	0	0	0	0	0	0	0	0	0	0	0	0	0	0	0	0	0	0	0	0	0	0	0	0	0	0	0
2014IT16M2OP006	03	ERDF	SF - Fondo regionale di ingegneria finanziaria (FRIF); Via Pugliese, 30 88100 Catanzaro - Italia	Specific fund	Fincalabra	Italia - Catanzaro	08/09/2017	Yes	14/12/2017	24	18	0	9.9	7.4	0	2.5	2.5	0	0	0	0	0	0	0	0	0	0	0	0	0	0	0	0	0	0	0	0	0	0	0	0	0	0	0	0
2014IT16M2OP006	03	ERDF	SF - Fondo per l'Inclusione (FOI); Via Pugliese, 30 88100 Catanzaro - Italia	Specific fund	FINCALABRA	Italia - Catanzaro	08/09/2017	Yes	14/12/2017	4.3	3.3	0	1.8	1.3	0	0.4	0.4	0	0	0	0	0	0	0	0	0	0	0	0	0	0	0	0	0	0	0	0	0	0	0	0	0	0	0	0
2014IT16RFOP001	II	ERDF	FONDO ROTATIVO PER LA CONCESSIONE DEI FINANZIAMENTI AGEVOLATI TRAMITE IL REGIME DI AIUTO PER SOSTENERE LA FILIERA CULTURALE E CREATIVA E RAFFORZARE LA COMPETITIVITA' DELLE MICRO, PICCOLE E MEDIE IMPRESE. FINALIZZATO ALLO SVILUPPO ED AL CONSOLIDAMENTO DEL SETTORE PRODUTTIVO COLLEGATO AL PATRIMONIO CULTURALE ITALIANO A VALERE SULLE RISORSE DEL PROGRAMMA OPERATIVO NAZIONALE "CULTURA E SVILUPPO FESR 2014-2020"; ITALIA- ROMA	Specific fund	Agenzia nazionale per l'attrazione degli investimenti e lo sviluppo di impresa		02/05/2016	Yes	11/05/2017	49.2	36.9	0	12.3	9.2	0	3.1	3.1	0	0	0	0	0	0	0	0	0	0	0	0	0	0	0	0	0	0	0	0	0	0	0	0	0	0	0	
2014IT16RFOP003	III	ERDF	FONDO ROTATIVO	Specific	Agenzia nazionale per	Via Calabria	20/05/2016	Yes	07/03/2017	43.1	32	0	10.8	8	0	2.8	2.8	0	0	0	0	0	0	0	0	0	0	0	0	0	0	0	0	0	0	0	0	0	0	0	0	0	0	0	0

I. Identification and description of the entities which implement FIS									II. Amounts of OP contributions committed and paid to FIS at the end of 2017, in EUR mln											III. Investments made in final recipients at the end of 2017, in EUR mln																																		
1	2	3	4	5	6		7	8	9	10	11		12	13=14+15+16		14	15	16=17+18		17	18	19	20		21	22=23+24+25+26			23	24	25	26	27=28+29+30+31			28	29	30	31	32	33	34												
CCI	Priority Axis	ESI Fund	Name and address of financial instrument	Type of financial instrument	Name of implementing body		Ex ante assessment completed	Selection/designation procedure launched	Signature of the funding agreement	OP amounts commitment to FI	Out of which		ERDF	CF	Out of which		ERDF	CF	Out of which national cofinancing	Out of which		MCF paid	Out of which		OP amount paid to final recipients	Out of which			ESIF amounts paid to final recipients	Out of which			national public cofinancing paid to final recipients	national private cofinancing paid to final recipients	Amount of loans issued backed by guarantees																			
					Name of the body implementing the financial instrument	Official address/place of business (country and town name)					ERDF	CF			ERDF	CF				public cofinancing	private cofinancing		base remuneration	performance based remuneration		loans	guarantees	equity		other financial instruments	loans	guarantees				equity	other financial instruments																	
			CONTRATTI DI SVILUPPO; ROMA - ITALIA	fund		l'attrazione di investimenti e lo sviluppo d'impresa S.p.A.																																																
2014IT16RFOP003	I	ERDF	FONDO ROTATIVO CONTRATTI DI SVILUPPO; ROMA - ITALIA	Specific fund	Agencia nazionale per l'attrazione di investimenti e lo sviluppo d'impresa S.p.A.	Via Calabria n. 46 - Roma, Italia	20/05/2016	Yes	07/03/2017	41.9	31.1	0		10.5	7.8	0	2.7	2.7	0	0	0	0	0	0	3.3	3.3							2.4	2.4					.9	0														
2014IT16RFOP003	I	ERDF	FONDO ROTATIVO CRESITA SOSTENIBILE; ROMA - ITALIA	Specific fund	Direzione Generale per gli incentivi alle imprese del Ministero dello sviluppo economico	Viale America n. 201 - Roma, Italia	20/05/2016	Yes	18/05/2017	162.1	117.8	0		24	16.9	0	7.2	7.2	0							11.6	11.6							8.1	8.1					3.5	0													
2014IT16RFOP003	III	ERDF	FONDO ROTATIVO SMART&START; ROMA - ITALIA	Specific fund	Agencia nazionale per l'attrazione di investimenti e lo sviluppo d'impresa S.p.A.	Via Calabria n. 46 - Roma, Italia	20/05/2016	Yes	18/04/2017	36.6	24.8	0		9.1	6.2	0	2.9	2.9	0							.1	.1							.1	.1					0	0													
2014IT16RFOP003	III	ERDF	RISERVA PON IC del FONDO CENTRALE DI GARANZIA; Viale America n. 351 - Italia, Roma	Specific fund	Banca del Mezzogiorno Medio Credito Centrale SPA	Viale America n. 351 - Italia, Roma	10/05/2016	Yes	31/05/2017	200	147.4			51.3	37.5		13.8	13.8							0	0							0	0					0	0	0													
2014IT16RFOP004	III	ERDF	Fondo Saim; Italia - Pescara (PE)	Fund of funds	FI R.A. SpA - Finanziaria Regionale Abruzzese SPA	Italia - Pescara (PE)	10/11/2017	Yes	28/12/2017	14.3	7.1																																											
2014IT16RFOP007	3	ERDF	Fondo per le imprese Artigiane Campane 2014 - 2020; Palazzo Pico, Via terracina 230 - Napoli Italia	Specific fund	Sviluppo Campania	Palazzo Pico, Via terracina 230 - Napoli Italia	16/02/2018	Yes	26/03/2018	15	11.3																																											
2014IT16RFOP008	3	ERDF	Fondo Regionale Multiscopo Rotativo di Finanza Agevolata a Compartecipazione Privata - Comparto Nuove Imprese; Italy, Bologna	Specific fund	Unifidi Emilia Romagna Soc. Coop.	Italy, Bologna	31/10/2015	Yes	23/05/2017	11	5.5	0		2.8	1.4	0	1.4	1.4	0	0	0	0	0	0	0	0	0	0													0	0												
2014IT16RFOP008	4	ERDF	Fondo Regionale Multiscopo Rotativo di Finanza Agevolata a Compartecipazione Privata Comparto Energia; Italy, Bologna	Specific fund	Unifidi Emilia-Romagna Società Cooperativa	Italy, Bologna	31/10/2015	Yes	23/05/2017	36	18	0		9	4.5	0	4.5	4.5	0	0	0	0	0	0	0	0	0	0														0	0											
2014IT16RFOP008	3	ERDF	Sezione Speciale Emilia-Romagna del Fondo Centrale di Garanzia_Special-ER; Italy, Roma	Specific fund	Banca del Mezzogiorno Medio Credito Centrale SPA	Italy, Roma	31/10/2015	Yes	29/11/2017	5.2	2.6	0		0	0	0	0	0	0	0	0	0	0	0	0	0	0																											
2014IT16RFOP009	1	ERDF	FONDO DI VENTURE CAPITAL FVG PROGRAMMA OPERATIVO FESR 2014-2020 DELLA REGIONE FRIULI VENEZIA GIULIA;	Specific fund			26/06/2017	Yes	31/12/2017	0	0	0		0	0	0	0	0	0	0	0	0	0	0	0	0	0																											
2014IT16RFOP009	2	ERDF	RISERVA FONDO CENTRALE DI GARANZIA PROGRAMMA OPERATIVO FESR 2014-2020 DELLA REGIONE FRIULI VENEZIA GIULIA; Italia, Roma	Specific fund	Banca del Mezzogiorno Medio Credito Centrale SPA	Italia, Roma	30/09/2015	Yes	22/12/2017	20	10	0		0	0	0	0	0	0	0	0	0	0	0	0	0	0																											
2014IT16RFOP010	3	ERDF	FRPC - SF Fondo Rotativo per il Piccolo Credito (azione 3.3.1); Italia - Roma	Fund of funds specific fund	RTI tra Artigiancassa S.p.A. (53,5%) e Banca del Mezzogiorno - Mediocredito Centrale S.p.A. (46,5%);	Italia - Roma			29/05/2017	4.8	2.4			1.2	.6		.6	.6	0	0	0	0	0	0	0	.3	.3																											
2014IT16RFOP010	3	ERDF	FRPC - SF Fondo Rotativo per il Piccolo Credito (azione 3.6.1); Italia - Roma	Fund of funds specific fund	RTI tra Artigiancassa S.p.A. (53,5%) e Banca del Mezzogiorno - Mediocredito Centrale S.p.A. (46,5%);	Italia - Roma			29/05/2017	9.6	4.8			2.4	1.2		1.2	1.2	0	0	0	0	0	0	0	1.4	1.4																											
2014IT16RFOP010	4	ERDF	FRPC - SF Fondo Rotativo per il	Fund of funds	RTI tra Artigiancassa S.p.A. (53,5%) e Banca	Italia - Roma			29/05/2017	9.6	4.8			2.4	1.2		1.2	1.2	0	0	0	0	0	0	0	0	0																											

I. Identification and description of the entities which implement FIS									II. Amounts of OP contributions committed and paid to FIS at the end of 2017, in EUR mln											III. Investments made in final recipients at the end of 2017, in EUR mln																											
1	2	3	4	5	6		7	8	9	10	11		12	13		14	15	16		17	18	19	20		21	22			23	24	25	26	27			28	29	30	31	32	33	34					
CCI	Priority Axis	ESI Fund	Name and address of financial instrument	Type of financial instrument	Name of the body implementing the financial instrument		Official address/place of business (country and town name)	Ex ante assessment completed	Selection/designation procedure launched	Signature of the funding agreement	OP amounts commitment to FI	Out of which		Out of which		Out of which national cofinancing	Out of which		MCF paid	base remuneration	performance based remuneration	OP amount paid to final recipients	Out of which			ESIF amounts paid to final recipients	Out of which			national public cofinancing paid to final recipients	national private cofinancing paid to final recipients	Amount of loans issued backed by guarantees															
					ERDF	CF						ERDF	CF	public cofinancing	private cofinancing		loans	guarantees					equity	loans	guarantees		equity	other financial instruments																			
			Piccolo Credito (azione 4.2.1); Italia - Roma	specific fund	del Mezzogiorno - Mediocredito Centrale S.p.A. (46,5%)																																										
2014IT16RFOP010	3	ERDF	FdR - SF Fondo di Riassicurazione (azione 3.6.1); Italia - Roma	Fund of funds specific fund	RTI tra Artigiancassa S.p.A. (53,5%) e Banca del Mezzogiorno - Mediocredito Centrale S.p.A. (46,5%)	Italia - Roma			29/05/2017	11.5	5.8		2.9	1.4		1.4	1.4		0	0	0				.1																		.2				
2014IT16RFOP010	3	ERDF	Fondo di Fondi - FARE Lazio - Fondo Azioni Riposizionamento dell'Economia del Lazio (3); Italia - Roma	Fund of funds	Lazio Innova SpA	Italia - Roma	08/04/2016	Yes	07/07/2016	37	18.5		9.3	4.6		4.6	4.6																														
2014IT16RFOP010	4	ERDF	Fondo di Fondi - FARE Lazio - Fondo Azioni Riposizionamento dell'Economia del Lazio (4); Italia - Roma	Fund of funds	Lazio Innova SpA	Italia - Roma	08/04/2016	Yes	07/07/2016	10	5		2.5	1.3		1.3	1.3		0	0	0																										
2014IT16RFOP010	1	ERDF	Fondo di Fondi - Sezione FARE Venture (1); Italia - Roma	Fund of funds	Lazio Innova SpA	Italia - Roma	21/04/2017	Yes	09/06/2017	12	6		3	1.5		1.5	1.5		0	0	0																										
2014IT16RFOP010	3	ERDF	Fondo di Fondi - Sezione FARE Venture (3); Italia - Roma	Fund of funds	Lazio Innova SpA	Italia - Roma	21/04/2017	Yes	09/06/2017	68	34		17	8.5		8.5	8.5		0	0	0																										
2014IT16RFOP010	3	ERDF	GE - SF "Garanzia Equity" (azione 3.6.1); Italia - Roma	Fund of funds specific fund	RTI tra Artigiancassa S.p.A. (53,5%) e Banca del Mezzogiorno - Mediocredito Centrale S.p.A. (46,5%)	Italia - Roma			29/05/2017	9.6	4.8		0	0		0	0		0	0	0																								0		
2014IT16RFOP010	1	ERDF	Sezione FARE Venture - Innova Venture (azione 1.4.1); Italia - Roma	Fund of funds specific fund	Lazio Innova SpA	Italia - Roma			09/06/2017	12	6		3	1.5		1.5	1.5		0	0	0					0																					
2014IT16RFOP010	3	ERDF	Sezione FARE Venture - Innova Venture (azione 3.5.1); Italia - Roma	Fund of funds specific fund	Lazio Innova SpA	Italia - Roma			09/06/2017	12	6		3	1.5		1.5	1.5		0	0	0					0																					
2014IT16RFOP010	3	ERDF	Sezione FARE Venture - Veicoli cofinanziati (azione 3.5.1); Italia - Roma	Fund of funds specific fund					09/06/2017	0	0		0	0		0	0									0																					
2014IT16RFOP010	3	ERDF	Sezione FARE Venture - Veicoli cofinanziati (azione 3.6.4); Italia - Roma	Fund of funds specific fund					09/06/2017	0	0		0	0		0	0									0																					
2014IT16RFOP011	3	ERDF	Contributo congiunto garanzia e interessi; Italia/Genova	Specific fund	Artigiancassa S.p.A.	Italia - Roma	31/07/2015	Yes	27/01/2016	1	.5		1	.5		.5	.5									.5																			8		
2014IT16RFOP011	3	ERDF	Fondo di garanzia a favore di Associazioni e Società sportive dilettantistiche; Italia/Genova	Specific fund	FI.I.s.e. S.p.A.	Italia, Genova	03/08/2017	No																																							
2014IT16RFOP012	I	ERDF	FRIM FESR 2020; Italia - Milano	Specific fund	Finlombarda SpA	Italia - Milano	30/04/2015	Yes	12/12/2014	30	15	0	30	15	0	15	15		0	.2	.1	0			18.1		18.1																				
2014IT16RFOP012	I	ERDF	Fondo Linea R&S per Aggregazioni; Italia - Milano	Specific fund	Finlombarda SpA	Italia - Milano	30/04/2015	Yes	15/12/2015	60	30	0	37	18.5	0	18.5	18.5		0	0	0					13.9		13.9																			
2014IT16RFOP012	IV	ERDF	Fondo Regionale per l'Efficienza Energetica (FREE); Italia - Milano	Specific fund	Finlombarda SpA	Italia - Milano	30/04/2015	Yes	01/09/2016	17.6	8.8	0	17.6	8.8	0	8.8	8.8		0	0	0					0		0																			
2014IT16RFOP012	III	ERDF	Fondo di garanzia Al VIA; Italia - Milano	Specific fund	Finlombarda SpA	Italia - Milano	27/07/2015	Yes	22/12/2016	55	27.5	0	30.4	15.2	0	15.2	15.2		0	0	0					0		0																			
2014IT16RFOP012	III	ERDF	Linea Controgaranzie; Italia - Milano	Specific fund	Finlombarda SpA	Italia - Milano	27/07/2015	Yes	30/05/2016	28.5	14.3	0	28.5	14.3	0	14.3	14.3		0	0	0					6.5		6.5																			
2014IT16RFOP012	III	ERDF	Linea Intraprendo; Italia - Milano	Specific fund	Finlombarda SpA	Italia - Milano	27/07/2015	Yes	27/06/2016	13.5	6.8	0	13.5	6.8	0	6.8	6.8		0	0	0					1.1		1.1																			
2014IT16RFOP013	4	ERDF	Fondo Energia e Mobilità - Artigiancassa Spa (Gruppo BNP	Specific fund	Artigiancassa Spa (Gruppo BNP Paribas)	Via Crescenzo Del Monte 25/45 - 00153 Roma -		Yes	09/06/2016	16.4	8.2		9.3	4.6		4.6	4.6		0	0	0					0		0																			

I. Identification and description of the entities which implement FIS						II. Amounts of OP contributions committed and paid to Fis at the end of 2017, in EUR mln															III. Investments made in final recipients at the end of 2017, in EUR mln																					
1	2	3	4	5	6	7	8	9	10	11-12		13-14+15+16		14	15	16+17+18		17	18	19	20		21	22=23+24+25+26			23	24	25	26	27=28+29+30+31			28	29	30	31	32	33	34		
CCI	Priority Axis	ESI Fund	Name and address of financial instrument	Type of financial instrument	Name of the body implementing the financial instrument	Official address/Place of business (country and town name)	Ex ante assessment completed	Selection/designation procedure launched	Signature of the funding agreement	OP amounts commitment to FI	Out of which		Out of which		Out of which national cofinancing	Out of which		MCF paid	base remuneration	performance based remuneration	OP amount paid to final recipients	Out of which			ESIF amounts paid to final recipients	Out of which			national public cofinancing paid to final recipients	national private cofinancing paid to final recipients	Amount of loans issued backed by guarantees											
											ERDF	CF	ERDF	CF		public cofinancing	private cofinancing					loans	guarantees	equity		loans	guarantees	equity				other financial instruments										
			Paribas; Via Crescenzo Del Monte 25/45 - 00153 Roma - ITALIA			ITALIA																																				
2014IT16RFOP014	IV	ERDF	Fondo per l'efficienza energetica e l'energia rinnovabile nelle imprese; Torino	Specific fund	Finpiemonte spa	Torino	30/11/2015	Yes	07/12/2016	40	20	0	40	20	0	20	20	0	0	0	0	0	0	31.3	31.3													15.7	0			
2014IT16RFOP014	III	ERDF	Fondo rotativo di finanzia agevolata a favore delle MP/MI a sostegno di progetti ed investimenti per l'innovazione, la sostenibilità ambientale, l'efficienza energetica e la sicurezza nei luoghi di lavoro; Torino	Specific fund	Finpiemonte spa	Torino	30/11/2015	Yes	21/07/2016	60	30	0	25	12.5	0	12.5	12.5	0	0	0	0	0	0	21.6	21.6													10.8	0			
2014IT16RFOP015	III	ERDF	FONDO DI RISCHIO (VENTURE CAPITAL) PER INVESTIMENTI IN EQUITY PER LA CREAZIONE E LO SVILUPPO DI IMPRESE INNOVATIVE; Italia - Cagliari	Specific fund	SFIRS SpA	Italia - Cagliari	10/09/2016	Yes	24/12/2015	10	5	0	0	0	0	0	0	0	0	0	0	0	0	0	0	0	0	0	0	0	0	0	0	0	0	0	0	0	0	0	0	
2014IT16RFOP015	III	ERDF	FONDO DI COMPETITIVITA' DELLE IMPRESE; Italia - Cagliari	Specific fund	SFIRS SpA	Italia - Cagliari	10/09/2016	Yes	27/12/2016	39.6	19.8	0	9.9	5	0	5	5	0	0	0	0	0	0	0	0	0	0	0	0	0	0	0	0	0	0	0	0	0	0	0	0	0
2014IT16RFOP015	III	ERDF	FONDO SOCIAL IMPACT INVESTING; Italia - Cagliari	Specific fund	SFIRS SpA	Italia - Cagliari	10/09/2016	Yes	28/07/2016	8	1	0	2	3	0	1	1	0	0	0	0	0	0	0	0	0	0	0	0	0	0	0	0	0	0	0	0	0	0	0	0	0
2014IT16RFOP017	3	ERDF	Aiuti agli investimenti in forma di microcredito - Fondo microcredito; Italia - Firenze	Specific fund	RTI "Toscana Muove" composto da Fidi Toscana (mandataria), Artigianredito toscano S.C. (mandante) e Artigiancassa S.p.A (mandante)	Capofila RTI Fidi Toscana Spa Viale Mazzini, 46 Firenze - Italia	30/07/2014	Yes	07/07/2017	10			6.9	3.5		3.5	3.5																									
2014IT16RFOP017	3	ERDF	Aiuti agli investimenti produttivi per progetti strategici (territoriali, settoriali, di filiera) Fondo rotativo; Italia - Firenze	Specific fund	RTI "Toscana Muove" composto da Fidi Toscana (mandataria), Artigianredito toscano S.C. (mandante) e Artigiancassa S.p.A (mandante)	Capofila RTI Fidi Toscana Spa Viale Mazzini, 46 Firenze - Italia	30/09/2014	Yes	07/07/2017	22.8			7.5	3.8		3.8	3.8																									
2014IT16RFOP017	3	ERDF	Fondo per Microcredito Creazione di impresa - Sezione Manifatturiero giovanile e Turismo/Commercio e attività terziarie giovanile; Italia - Firenze	Specific fund	RTI "Toscana Muove" composto da Fidi Toscana (mandataria), Artigianredito toscano S.C. (mandante) e Artigiancassa S.p.A (mandante)	Capofila RTI Fidi Toscana Spa Viale Mazzini, 46 Firenze - Italia	30/09/2014	Yes	02/02/2017	16.4			12	6		6	6																									
2014IT16RFOP017	3	ERDF	Fondo per Prestiti Creazione di impresa - Sezione Manifatturiero giovanile e Turismo/Commercio e attività terziarie giovanile; Italia - Firenze	Specific fund	RTI "Toscana Muove" composto da Fidi Toscana (mandataria), Artigianredito toscano S.C. (mandante) e Artigiancassa S.p.A (mandante)	Capofila RTI Fidi Toscana Spa Viale Mazzini, 46 Firenze - Italia	20/09/2014	Yes	10/12/2015	4.8			4.8	2.4		2.4	2.4																									
2014IT16RFOP017	1	ERDF	Fondo per Prestiti Creazione di impresa - Sezione Innovazione; V.le Mazzini 46, Firenze - ITALIA	Specific fund	"RTI Toscana Muove" composto da Fidi Toscana (mandataria), Artigianredito toscano S.C. (mandante) e Artigiancassa S.p.A (mandante)	V.le Mazzini 46, Firenze - ITALIA	30/09/2014	Yes	26/02/2016	4.4			4.4	2.2		2.2	2.2																									
2014IT16RFOP019	1	ERDF	Partecipazione a Fondi di	Fund of funds	R.T.I. Gepfin SpA e Artigiancassa SpA	Italia - Perugia	07/01/2016	No																																		

13. Latvia

I. Identification and description of the entities which implement FIs									II. Amounts of OP contributions committed and paid to FIs at the end of 2017, in EUR mln											III. Investments made in final recipients at the end of 2017, in EUR mln																				
1	2	3	4	5	6	7	8	9	10	11-12			13+14+15+16	14	15	16=17+18	17	18	19	20	21	22=23+24+25+26				23	24	25	26	27=28+29+30+31				28	29	30	31	32	33	34
CCI	Priority Axis	ESI Fund	Name and address of Financial Instrument	Type of financial instrument	Name of the body implementing the financial instrument	Official address/place of business (country and town name)	Ex ante assessment completed	Selection/designation procedure launched	Signature of the funding agreement	OP amounts commitment to FI	Out of which		OP amounts paid to FI	Out of which		Out of which national cofinancing	Out of which		MCF paid	Out of which		OP amount paid to final recipients	Out of which				ESIF amounts paid to final recipients	Out of which				national public cofinancing paid to final recipients	national private cofinancing paid to final recipients	Amount of loans issued backed by guarantees						
											ERDF	CF		ERDF	CF		public cofinancing	private cofinancing		base remuneration	performance based remuneration		loans	guarantees	equity	other financial instruments		loans	guarantees	equity	other financial instruments									
2014LV16MAOP001	3	ERDF	Aizdevumu garantijas; Latvija, Rīga	Fund of funds specific fund	AS "Attīstības finanšu institūcija Altum"			08/06/2016	15	15	0	9.5	9.5	0	0	0	0	0	.4	.2	.2	7.9		7.9				7.9		7.9			0	0	19.3					
2014LV16MAOP001	3	ERDF	Altum Fondu fonds; Latvija, Rīga	Fund of funds	AS "Attīstības finanšu institūcija Altum"		30/04/2015	Yes	08/06/2016	139.3	118.4	0	34.8	29.6	0	5.2	5.2	0	.6	.6	0																			
2014LV16MAOP001	3	ERDF	Izaugsmes kapitāls ZG1-4; Latvija, Rīga	Fund of funds specific fund	ZG1-4	Latvija, Rīga			16/11/2017	25	15	0	0	0	0	0	0	0	0	0	0	0	0	0	0	0	0	0	0	0	0	0	0	0	0					
2014LV16MAOP001	3	ERDF	Mikro aizdevumi un starta aizdevumi; Latvija, Rīga	Fund of funds specific fund	AS "Attīstības finanšu institūcija Altum"	Latvija, Rīga			08/06/2016	30	9	0	6	1.7	0	4.3	0	4.3	.6	.2	.3	5.5	5.5				1.3	1.3					0	4.2						
2014LV16MAOP001	3	ERDF	Paralēlie aizdevumi; Latvija, Rīga	Fund of funds specific fund	AS "Attīstības finanšu institūcija Altum"	Latvija, Rīga			25/10/2016	16.2	7	0	3.1	1.2	0	1.9	0	1.9	.1	.1	0	.6	.6				.2	.2					0	.3						
2014LV16MAOP001	3	ERDF	Tehnoloģiju akceleratoru Būvītā Latvija Pre-Seed Fund; Latvija, Rīga	Fund of funds specific fund	Būvītā Latvija Pre-Seed Fund				27/11/2017	3.2	3.2	0	0	0	0	0	0	0	0	0	0	0	0	0	0	0	0	0	0	0	0	0	0	0	0					
2014LV16MAOP001	3	ERDF	Tehnoloģiju akceleratoru Būvītā Latvija Seed Fund; Latvija, Rīga	Fund of funds specific fund	Būvītā Latvija Seed Fund	Latvija, Rīga			27/11/2017	2.3	1.8	0	0	0	0	0	0	0	0	0	0	0	0	0	0	0	0	0	0	0	0	0	0	0	0					
2014LV16MAOP001	4	ERDF	DVE Finanšu instrumenti; Latvija, Rīga	Specific fund	AS "Attīstības finanšu institūcija Altum"	Latvija, Rīga	30/04/2015	Yes	14/09/2016	30.1	25.5	0	5.6	4.7	0	.8	.8	0	.4	.4	0	.1	.1				0	0					0	.1						

14. Lithuania

I. Identification and description of the entities which implement FIS									II. Amounts of OP contributions committed and paid to FIS at the end of 2017, in EUR mln											III. Investments made in final recipients at the end of 2017, in EUR mln																						
1	2	3	4	5	6	7	8	9	10	11		12	13		14	15	16		17	18	19	20		21	22				23	24	25	26	27			28	29	30	31	32	33	34
CCI	Priority Axis	ESI Fund	Name and address of Financial Instrument	Type of financial instrument	Name of the body implementing the financial instrument	Official address/place of business (country and town name)	Ex ante assessment completed	Selection/designation procedure launched	Signature of the funding agreement	OP amounts commitment to FI	Out of which		OP amounts paid to FI	Out of which		Out of which national cofinancing	Out of which		MCF paid	Out of which		OP amount paid to final recipients	Out of which				ESIF amounts paid to final recipients	Out of which			national public cofinancing paid to final recipients	national private cofinancing paid to final recipients	Amount of loans issued backed by guarantees									
											ERDF	CF		ERDF	CF		public cofinancing	private cofinancing		base remuneration	performance based remuneration		loans	guarantees	equity	other financial instruments		loans	guarantees	equity				other financial instruments								
2014LT16MAOP001	04	ERDF	Enerģijas elektivumo fondas; Lietuvos Respublika, Vilniaus miestas	Fund of funds	Uždaroji akcinė bendrovė Viešųjų investicijų plėtros agentūra	Lukiškių g. 2, LT-01512 Vilnius, Lietuva	07/11/2014	Yes	18/02/2015	79.6	79.6	19	19									.2	.2																			
2014LT16MAOP001	04	ERDF	Garantijos miestų gatvių apšvietimo modernizavimui; Lietuvos Respublika, Vilniaus miestas	Fund of funds specific fund	Uždaroji akcinė bendrovė Viešųjų investicijų plėtros agentūra	Lietuvos Respublika, Vilniaus miestas.			18/02/2015	14.5	14.5																															
2014LT16MAOP001	04	ERDF	Jessica II Fondų fondas; 98-100, boulevard Konrad Adenauer, L-2950 Luxembourg	Fund of funds	European Investment Bank		07/11/2014	Yes	27/05/2015	240	240	200	200								2.4	2.3	0																			
2014LT16MAOP001	01	ERDF	Koinvesticinis fondas II;	Fund of funds specific fund	UAB "Investicijų ir verslo garantijos"	Lietuva, Vilnius			25/05/2017	5.8	5.8	.1		.1							.1	.1	0																			
2014LT16MAOP001	03	ERDF	Koinvesticinis fondas II; Lietuva, Vilnius	Fund of funds specific fund	UAB "Investicijų ir verslo garantijos"	Lietuva, Vilnius			25/05/2017	5.8	5.8	.1		.1							.1	.1																				
2014LT16MAOP001	05	ERDF	Kultūros paveldo fondas; Lukiškių g. 2, LT-01512 Vilnius, Lietuva	Fund of funds	Uždaroji akcinė bendrovė Viešųjų investicijų plėtros agentūra		16/05/2016	Yes	29/06/2017	6.1	5.2	1.5	1.3		.2						.2	0	0																			
2014LT16MAOP001	03	ERDF	PGL Unicredit; Lietuva, Vilnius	Fund of funds specific fund	SIA "Unicredit Leasing" Lietuvos filialas	Lietuva, Vilnius			15/05/2017	1.6	1.6	.4		.4										.4			.4														2.2	
2014LT16MAOP001	03	ERDF	PGL Šiaulių bankas; Lietuva, Šiauliai	Fund of funds specific fund	AB Šiaulių bankas	Lietuva, Šiauliai			12/05/2017	2.4	2.4	.2		.2										.2			.2														1.2	
2014LT16MAOP001	03	ERDF	PGP Citadėlė; Lietuva, Vilnius	Fund of funds specific fund	AB bankas Citadėlė	Lietuva, Vilnius			25/05/2017	2.7	2.7	.3		.3										.3			.3														2.1	
2014LT16MAOP001	03	ERDF	PGP Medicinos bankas; Lietuva, Vilnius	Fund of funds specific fund	UAB "Medicinos bankas"	Lietuva, Vilnius			29/05/2017	1.3	1.3	.2		.2										.2			.2														1.1	
2014LT16MAOP001	03	ERDF	PGP Swedbank; Lietuva, Vilnius	Fund of funds specific fund	AB Swedbank	Lietuva, Vilnius			19/07/2017	4	4	0		0										0			0														2	
2014LT16MAOP001	03	ERDF	PGP Šiaulių bankas; Lietuva, Šiauliai	Fund of funds specific fund	AB Šiaulių bankas	Lietuva, Šiauliai			25/05/2017	5.4	5.4	3	3											3			3														18.5	
2014LT16MAOP001	03	ERDF	PR paskolos; Swedbank; Lietuva, Vilnius	Fund of funds specific fund	AB Swedbank	Lietuva, Vilnius			01/08/2017	36	36										0	0	0																			
2014LT16MAOP001	03	ERDF	PR paskolos; Šiaulių bankas; Lietuva, Šiauliai	Fund of funds specific fund	AB Šiaulių bankas	Lietuva, Šiauliai			01/08/2017	48	48	.4		.4							0	0	0		.4			.4														
2014LT16MAOP001	07	ESF	Paskolos VSF; Savanorių pr.	Fund of funds	44 kredito unijų				05/10/2016	25.1		5.2			.5						5	0	0		4.7		4.7							4.3	4.3					5		

I. Identification and description of the entities which implement FIS									II. Amounts of OP contributions committed and paid to FIS at the end of 2017, in EUR mln												III. Investments made in final recipients at the end of 2017, in EUR mln																						
1	2	3	4	5	6		8	9	10	11		12		14		15	16=17+18		17	18	19	20		21	22=23+24+25+26				23	24	25	26	27=28+29+30+31			28	29	30	31	32	33	34	
CCI	Priority Axis	ESI Fund	Name and address of Financial Instrument	Type of financial instrument	Name of the body implementing the financial instrument	Official address/place of business (country and town name)	Ex ante assessment completed	Selection/designation procedure launched	Signature of the funding agreement	OP amounts commitment to FI	Out of which		Out of which		Out of which national cofinancing	public cofinancing	private cofinancing	MCF paid	Out of which		OP amount paid to final recipients	Out of which				ESIF amounts paid to final recipients	Out of which			national public cofinancing paid to final recipients	national private cofinancing paid to final recipients	Amount of loans issued backed by guarantees											
											ERDF	CF	ERDF	CF					base remuneration	performance based remuneration		loans	guarantees	equity	other financial instruments		loans	guarantees	equity				other financial instruments										
			363-211, 51480, Kaunas, Lietuva	specific fund	konсорсiumas, kuriam atstovauja Lietuvos centrinė kredito unija																																						
2014LT16MAOP001	04	ERDF	Paskolos centrinės valdišios pastatų modernizavimui; Lietuvos Respublika, Vilniaus miestas.	Fund of funds specific fund	Uždaroji akcinė bendrovė Viešųjų investicijų plėtros agentūra	Lukiškių g. 2, LT-01512 Vilnius, Lietuva		18/02/2015	65.2	65.2																																	
2014LT16MAOP001	04	ERDF	Paskolos Šiaulių bankas 2; Šiaulių miestas, Lietuva	Fund of funds specific fund	AB Šiaulių bankas			27/05/2016	70	70		50	50								.7	.3	.4	83.2	83.2																33.2		
2014LT16MAOP001	04	ERDF	Paskolos Šiaulių bankas1; Šiaulių miestas, Lietuva	Fund of funds specific fund	AB Šiaulių bankas			07/08/2015	68	68		68	68									1.8	.7	1.1	116.1	116.1															48.1		
2014LT16MAOP001	04	ERDF	Savivaldybių pastatų fondas; Lietuvos Respublika, Vilniaus miestas	Fund of funds	Uždaroji akcinė bendrovė Viešųjų investicijų agentūra	Lukiškių g. 2, LT-01512 Vilnius, Lietuva		07/11/2014	Yes	27/06/2017	17.3	17.3		4.3	4.3								.1	.1																			
2014LT16MAOP001	01	ERDF	Verslo finansavimo fondas, finansuojamas ERPF lėšomis; Lietuva, Vilnius	Fund of funds	UAB "Investicijų ir verslo garantijos"	Lietuva, Vilnius		27/03/2015	Yes	15/04/2016	17.6	17.6		4.4	4.4								.1	0																			
2014LT16MAOP001	03	ERDF	Verslo finansavimo fondas, finansuojamas iš ERPF lėšų; Lietuva, Vilnius	Fund of funds	UAB "Investicijų ir verslo garantijos"	Lietuva, Vilnius		27/03/2015	Yes	15/04/2016	162	162		40.5	40.5								.9	.9	0																		
2014LT16MAOP001	07	ESF	Verslumo skatinimo fondas 2014-2020, finansuojamas iš ESF lėšų; Vilnius, Lietuva	Fund of funds	UAB "Investicijų ir verslo garantijos"			27/03/2015	Yes	08/12/2015	26.8			6.7								.6		.6	.2	.2	0																
2014LT16MAOP001	04	ERDF	Daugiaabučių namų modernizavimo fondas; Vilnius, Lietuva	Specific fund	UAB Viešųjų investicijų plėtros agentūra			07/11/2014	Yes	27/03/2015	74	74		74	74								.9	.4	.6	73.1	73.1																

15. Malta

I. Identification and description of the entities which implement FIs									II. Amounts of OP contributions committed and paid to FIs at the end of 2017, in EUR mln											III. Investments made in final recipients at the end of 2017, in EUR mln																							
1	2	3	4	5	6		8	9	10	11		12	13=14+15+16		14	15	16=17+18		17	18	19	20		21	22=23+24+25+26				23	24	25	26	27=28+29+30+31				28	29	30	31	32	33	34
CCI	Priority Axis	ESI Fund	Name and address of financial instrument	Type of financial instrument	Name of the body implementing the financial instrument	Official address/place of business (country and town name)	Ex ante assessment completed	Selection/designation procedure launched	Signature of the funding agreement	OP amounts committed to FI	Out of which		OP amounts paid to FI	Out of which		Out of which national cofinancing	Out of which		MCF paid	Out of which		OP amount paid to final recipients	Out of which				ESIF amounts paid to final recipients	Out of which				national public cofinancing paid to final recipients	national private cofinancing paid to final recipients	Amount of loans issued backed by guarantees									
											ERDF	CF		ERDF	CF		public cofinancing	private cofinancing		base remuneration	performance based remuneration		loans	guarantees	equity	other financial instruments		loans	guarantees	equity	other financial instruments												
2014MT16RFSM001	1	ERDF	SME Initiative - Malta;	Specific fund	European Investment Fund	378, Avenue J.F. Kennedy, L-2968, Luxembourg		Yes	14/07/2015	15	15	15	15		0	0	0	.7	.7	0	14.8		14.8			14.8		14.8											34.5				

16. Netherlands

I. Identification and description of the entities which implement FIs									II. Amounts of OP contributions committed and paid to FIs at the end of 2017, in EUR mln											III. Investments made in final recipients at the end of 2017, in EUR mln																		
1	2	3	4	5	6		7	8	9	10	11-12		13=14+15+16	14	15	16=17+18		17	18	19	20		21	22=23+24+25+26				27=28+29+30+31				28	29	30	31	32	33	34
CCI	Priority Axis	ESI Fund	Name and address of Financial Instrument	Type of financial instrument	Name of implementing body		Ex ante assessment completed	Selection/designation procedure launched	Signature of the funding agreement	OP amounts commitment to FI	Out of which		OP amounts paid to FI	Out of which		Out of which national cofinancing	Out of which		MCF paid	Out of which		OP amount paid to final recipients	Out of which				ESIF amounts paid to final recipients	Out of which				national public cofinancing paid to final recipients	national private cofinancing paid to final recipients	Amount of loans issued backed by guarantees				
					Name of the body implementing the financial instrument	Official address/place of business (country and town name)					ERDF	CF		ERDF	CF		public cofinancing	private cofinancing		base remuneration	performance based remuneration		loans	guarantees	equity	other financial instruments		loans	guarantees	equity	other financial instruments							
2014NL16RFOP002	1	ERDF	IQE: Fondsuitbreiding InnovatieQuarter fonds; Prinses Margrietplantsoen 32, 2595 BR Den Haag	Specific fund	Regionale Ontwikkelingsmaatschappij InnovationQuarter B.V.		21/05/2015	Yes	17/01/2017	51.1	14.3	0	14.3	3.6	0	10.8	.8	10	.5	.4	0	2.8	2.8					2.3	2.3					.5	0			
2014NL16RFOP002	1	ERDF	Innovatiefonds Noord-Holland; Nederland, Amsterdam	Specific fund	Innovatiefonds Noord-Holland B.V.		18/07/2017	Yes	29/08/2017																													
2014NL16RFOP002	1	ERDF	TMI-POC Fonds Flevoland; Nederland, Provincie Flevoland, Visarendreef 1, 8232 PH Lelystad	Specific fund	OMFL (Ontwikkelingsmaatschappij Flevoland)		05/09/2016	Yes	07/08/2017																													
2014NL16RFOP002	1	ERDF	UNIQ: Proof of concept fonds voor Zuid-Holland; Prinses Margrietplantsoen 32, 2595 BR Den Haag	Specific fund	UNIQ B.V.		21/05/2015	Yes	12/12/2016	22	6	0	4.7	1.5	0	3.2	3.2	0	.4	.4	0	4.3	4.3					.9	.9					1.4	2			
2014NL16RFOP002	2	ERDF	VVE Duurzaamheidsfonds Den Haag; Nederland, Prinses Margrietplantsoen 33, 2595 AM Den Haag	Specific fund	Stichting Stimuleringsfonds Volkshuisvesting Nederlandse Gemeenten		08/02/2016	Yes	31/05/2017	8	2		.5	.5																								

17. Poland

I. Identification and description of the entities which implement FIS									II. Amounts of OP contributions committed and paid to FIS at the end of 2017, in EUR mln											III. Investments made in final recipients at the end of 2017, in EUR mln																								
1	2	3	4	5	6		7	8	9	10	11		12	13		14	15	16		17	18	19	20		21	22				23	24	25	26	27			28	29	30	31	32	33	34	
CCI	Priority Axis	ESI Fund	Name and address of financial instrument	Type of financial instrument	Name of the body implementing the financial instrument	Official address/place of business (country and town name)	Ex ante assessment completed	Selection/designation procedure launched	Signature of the funding agreement	OP amounts committed to FI	Out of which		OP amounts paid to FI	Out of which		Out of which national cofinancing	Out of which		MCF paid	base remuneration	performance based remuneration	OP amount paid to final recipients	Out of which				ESIF amounts paid to final recipients	Out of which			national public cofinancing paid to final recipients	national private cofinancing paid to final recipients	Amount of loans issued backed by guarantees											
											ERDF	CF		ERDF	CF		public cofinancing	private cofinancing					loans	guarantees	equity	other financial instruments		loans	guarantees	equity				other financial instruments										
2014PL16M2OP001	01	ERDF	Rozwój przedsiębiorczości oraz wspieranie gospodarki niskoemisyjnej poprzez instrumenty finansowe w województwie dolnośląskim w ramach Działania 1.5 Rozwój produktów i usług w MSP współfinansowanego z Europejskiego Funduszu Rozwoju Regionalnego (PI 3c); Polska, Warszawa	Fund of funds	Bank Gospodarstwa Krajowego	Polska, Warszawa	01/06/2015	Yes	30/11/2016	100.1		22.5		20.7		1.8		1.8		0		.5		.5																				
2014PL16M2OP001	03	ERDF	Rozwój przedsiębiorczości oraz wspieranie gospodarki niskoemisyjnej poprzez instrumenty finansowe w województwie dolnośląskim w ramach Działania 3.1 Produkcja i dystrybucja energii ze źródeł odnawialnych współfinansowanego z Europejskiego Funduszu Rozwoju Regionalnego (PI 4a); Polska, Warszawa	Fund of funds	Bank Gospodarstwa Krajowego	Polska, Warszawa	01/06/2015	Yes	30/11/2016	15.3		3.4		3.2		.3		.3		.1		.1																						
2014PL16M2OP001	03	ERDF	Rozwój przedsiębiorczości oraz wspieranie gospodarki niskoemisyjnej poprzez instrumenty finansowe w województwie dolnośląskim w ramach Działania 3.2 Efektywność energetyczna w MSP współfinansowanego z Europejskiego Funduszu Rozwoju Regionalnego (PI 4b); Polska, Warszawa	Fund of funds	Bank Gospodarstwa Krajowego	Polska, Warszawa	01/06/2015	Yes	30/11/2016	22.9		5.1		4.7		.4		.4		.1		.1																						
2014PL16M2OP001	03	ERDF	Rozwój przedsiębiorczości oraz wspieranie gospodarki niskoemisyjnej poprzez instrumenty finansowe w województwie dolnośląskim w ramach Działania 3.3 Efektywność energetyczna w budynkach użyteczności publicznej i sektorze mieszkaniowym współfinansowanego	Fund of funds	Bank Gospodarstwa Krajowego	Polska, Warszawa	01/06/2015	Yes	30/11/2016	24.4		5.5		5		.4		.4		.1		.1																						

I. Identification and description of the entities which implement FIS									II. Amounts of OP contributions committed and paid to FIS at the end of 2017, in EUR mln											III. Investments made in final recipients at the end of 2017, in EUR mln																							
1	2	3	4	5	6		8	9	10	11		13=14+15+16		14	15	16=17+18		17	18	19	20		21	22=23+24+25+26				23	24	25	26	27=28+29+30+31			28	29	30	31	32	33	34		
CCI	Priority Axis	ESI Fund	Name and address of Financial Instrument	Type of financial instrument	Name of implementing body		Ex ante assessment completed	Selection/designation procedure launched	Signature of the funding agreement	OP amounts committed to FI	Out of which		Out of which		Out of which		MCF paid	Out of which		ESIF amounts paid to final recipients	Out of which				Out of which			national public cofinancing paid to final recipients	national private cofinancing paid to final recipients	Amount of loans issued backed by guarantees													
					Name of the body implementing the financial instrument	Official address/place of business (country and town name)					ERDF	CF	ERDF	CF	Out of which national cofinancing	public cofinancing		private cofinancing	base remuneration		performance based remuneration	loans	guarantees	equity	other financial instruments	loans	guarantees				equity	other financial instruments											
			z Europejskiego Funduszu Rozwoju Regionalnego (PI 4c), Polska, Warszawa																																								
2014PL16M2OP001	08	ESF	Wsparcie działalności rynku pracy poprzez instrumenty finansowe w ramach Działania 8.3 Samozatrudnienie, przedsiębiorczość oraz tworzenie nowych miejsc pracy współfinansowanego z Europejskiego Funduszu Społecznego (PI 8.iii), Polska, Warszawa	Fund of funds	Bank Gospodarstwa Krajowego	Polska, Warszawa	01/06/2015	Yes	30/11/2016	12.9		3.1																															
2014PL16M2OP002	01	ERDF	Bank Gospodarstwa Krajowego 1.2, Projekt pn. "Wsparcie innowacji i przedsiębiorczości poprzez instrumenty finansowe RPO WK-P 2014-2020", Polska, Al. Jerozolimskie 7, 00-955 Warszawa	Fund of funds	Bank Gospodarstwa Krajowego	Polska, Al. Jerozolimskie 7, 00-955 Warszawa	15/12/2016	Yes	31/03/2017	19.5		4.1	4.1	0	0	0	0	0	0	0	0	0	0	0																			
2014PL16M2OP002	01	ERDF	Bank Gospodarstwa Krajowego 1.3, Projekt pn. "Wsparcie innowacji i przedsiębiorczości poprzez instrumenty finansowe RPO WK-P 2014-2020", Polska, Al. Jerozolimskie 7, 00-955 Warszawa	Fund of funds	Bank Gospodarstwa Krajowego	Polska, Al. Jerozolimskie 7, 00-955 Warszawa	15/12/2016	Yes	31/03/2017	7.4		1.3	1.3	0	0	0	0	0	0	0	0	0	0																				
2014PL16M2OP002	01	ERDF	Bank Gospodarstwa Krajowego 1.4, Projekt pn. "Wsparcie innowacji i przedsiębiorczości poprzez instrumenty finansowe RPO WK-P 2014-2020", Polska, Al. Jerozolimskie 7, 00-955 Warszawa	Fund of funds	Bank Gospodarstwa Krajowego	Polska, Al. Jerozolimskie 7, 00-955 Warszawa	15/12/2016	Yes	31/03/2017	20		4.2	4.2	0	0	0	0	0	0	0	0	0	0																				
2014PL16M2OP002	01	ERDF	Bank Gospodarstwa Krajowego 1.5, Projekt pn. "Wsparcie innowacji i przedsiębiorczości poprzez instrumenty finansowe RPO WK-P 2014-2020", Polska, Al. Jerozolimskie 7, 00-955 Warszawa	Fund of funds	Bank Gospodarstwa Krajowego	Polska, Al. Jerozolimskie 7, 00-955 Warszawa	15/12/2016	Yes	31/03/2017	12.1		2.6	2.6	0	0	0	0	0	0	0	0	0																					
2014PL16M2OP002	03	ERDF	Europejski Bank Inwestycyjny, Dz. 3.1, Projekt pn. "Fundusz Funduszy dla sektora energii"; 98-100, Bvd Konrad Adenauer, L-2950 Luksemburg	Fund of funds	Europejski Bank Inwestycyjny	98-100, Bvd Konrad Adenauer, L-2950 Luksemburg	15/12/2016	Yes	29/06/2017	7.6		1.6	1.6	0	0	0	0	0	0	0	0	0																					
2014PL16M2OP002	03	ERDF	Europejski Bank Inwestycyjny, Dz. 3.2, Projekt pn. "Fundusz Funduszy dla sektora energii"; 98-100, Bvd Konrad Adenauer, L-2950 Luksemburg	Fund of funds	Europejski Bank Inwestycyjny	98-100, Bvd Konrad Adenauer, L-2950 Luksemburg	15/12/2016	Yes	29/06/2017	45.1		9.5	9.5	0	0	0	0	0	0	0	0	0																					
2014PL16M2OP002	03	ERDF	Europejski Bank Inwestycyjny, Dz. 3.3, Projekt pn. "Fundusz Funduszy dla sektora energii"; 98-100, Bvd Konrad Adenauer, L-2950 Luksemburg	Fund of funds	Europejski Bank Inwestycyjny	98-100, Bvd Konrad Adenauer, L-2950 Luksemburg	15/12/2016	Yes	29/06/2017	17.7		3.8	3.8	0	0	0	0	0	0	0	0	0																					

I. Identification and description of the entities which implement FIS									II. Amounts of OP contributions committed and paid to FIS at the end of 2017, in EUR mln											III. Investments made in final recipients at the end of 2017, in EUR mln																										
1	2	3	4	5	6			8	9	10	11		12		13		14	15	16		17	18	19	20		21	22			23	24	25	26	27			28	29	30	31	32	33	34			
CCI	Priority Axis	ESI Fund	Name and address of Financial Instrument	Type of financial instrument	Name of implementing body			Selection/designation procedure launched	Signature of the funding agreement	OP amounts committed to FI	Out of which		Out of which		Out of which		MCF paid	base remuneration	performance based remuneration	OP amount paid to final recipients	Out of which			ESIF amounts paid to final recipients	Out of which			national public cofinancing paid to final recipients	national private cofinancing paid to final recipients	Amount of loans issued backed by guarantees																
					Name of the body implementing the financial instrument	Official address/place of business (country and town name)	Ex ante assessment completed				ERDF	CF	ERDF	CF	public cofinancing	private cofinancing					loans	guarantees	equity		other financial instruments	loans	guarantees				equity	other financial instruments														
			Luksemburg																																											
2014PL16M2OP002	01	ERDF	Kujawsko-Pomorski Fundusz Rozwoju Sp. z o.o., Projekt pn. "Kujawsko-Pomorski Fundusz Rozwoju 2020"; Polska, ul. Przemysłowa 8, 87-100 Toruń	Fund of funds	Kujawsko-Pomorski Fundusz Rozwoju Sp. z o.o.	Polska, ul. Przemysłowa 8, 87-100 Toruń	15/12/2016	Yes	20/06/2017	122.5	25.7	25.7	0	0	0	0	0	0	0	0	0	0	0	0	0	0	0	0	0	0	0	0	0	0	0	0	0	0	0	0	0	0	0			
2014PL16M2OP003	3	ERDF	Bilgorajska Agencja Rozwoju Regionalnego S.A.; ul. Tadeusza Kościuszki 65, 23-400 Bilgoraj, Polska	Fund of funds specific fund	Bilgorajska Agencja Rozwoju Regionalnego S.A.	ul. Tadeusza Kościuszki 65, 23-400 Bilgoraj, Polska			16/10/2017	2.2	0.5	0.5	0	0.1	0.1	0	0	0	0	0	0	0	0	0	0	0	0	0	0	0	0	0	0	0	0	0	0	0	0	0	0	0	0	0		
2014PL16M2OP003	10	ESF	Fundusz Funduszy Województwa Lubelskiego 10.2; Al. Jerozolimskie 7, 00-955 Warszawa, Polska	Fund of funds	Bank Gospodarstwa Krajowego	Al. Jerozolimskie 7, 00-955 Warszawa, Polska	22/10/2015	Yes	30/11/2016	0.6	0.1	0.1	0	0	0	0	0	0	0	0	0	0	0	0	0	0	0	0	0	0	0	0	0	0	0	0	0	0	0	0	0	0	0	0		
2014PL16M2OP003	3	ERDF	Fundusz Funduszy Województwa Lubelskiego 3.2; Al. Jerozolimskie 7, 00-955 Warszawa, Polska	Fund of funds	Bank Gospodarstwa Krajowego	Al. Jerozolimskie 7, 00-955 Warszawa, Polska	22/10/2015	Yes	30/11/2016	13.3	3.1	2.8	0	0.3	0.3	0	0	0	0	0	0	0	0	0	0	0	0	0	0	0	0	0	0	0	0	0	0	0	0	0	0	0	0	0	0	
2014PL16M2OP003	3	ERDF	Fundusz Funduszy Województwa Lubelskiego 3.7; Al. Jerozolimskie 7, 00-955 Warszawa, Polska	Fund of funds	Bank Gospodarstwa Krajowego	Al. Jerozolimskie 7, 00-955 Warszawa, Polska	22/10/2015	Yes	30/11/2016	78.6	18.6	16.6	0	2	2	0	0	0	0	0	0	0	0	0	0	0	0	0	0	0	0	0	0	0	0	0	0	0	0	0	0	0	0	0	0	
2014PL16M2OP003	9	ESF	Fundusz Funduszy Województwa Lubelskiego 9.3; Al. Jerozolimskie 7, 00-955 Warszawa, Polska	Fund of funds	Bank Gospodarstwa Krajowego	Al. Jerozolimskie 7, 00-955 Warszawa, Polska	22/10/2015	Yes	30/11/2016	4.2	1	0	0	0.1	0.1	0	0	0	0	0	0	0	0	0	0	0	0	0	0	0	0	0	0	0	0	0	0	0	0	0	0	0	0	0	0	
2014PL16M2OP003	3	ERDF	Lubelska Fundacja Rozwoju; ul. Rynek 7, 20-111 Lublin, Polska	Fund of funds specific fund	Lubelska Fundacja Rozwoju	ul. Rynek 7, 20-111 Lublin, Polska	18/12/2017			3.6	3.2	0	0	0	0	0	0	0	0	0	0	0	0	0	0	0	0	0	0	0	0	0	0	0	0	0	0	0	0	0	0	0	0	0	0	
2014PL16M2OP004	03	ERDF	Wsparcie Efektywności energetycznej przez Fundusz Funduszy województwa lubuskiego; Polska, Warszawa	Fund of funds	Bank Gospodarstwa Krajowego	Polska, Warszawa	29/12/2016	Yes	29/03/2017	4	1	1	0	0	0	0	0	0	0	0	0	0	0	0	0	0	0	0	0	0	0	0	0	0	0	0	0	0	0	0	0	0	0	0	0	
2014PL16M2OP004	01	ERDF	Wsparcie MSP przez Fundusz Funduszy województwa lubuskiego; Polska, Warszawa	Fund of funds	Bank Gospodarstwa Krajowego	Polska, Warszawa	29/12/2016	Yes	29/03/2017	55.3	13.8	13.8	0	0	0	0	0	0	0	0	0	0	0	0	0	0	0	0	0	0	0	0	0	0	0	0	0	0	0	0	0	0	0	0	0	
2014PL16M2OP004	06	ESF	Wsparcie rynku pracy przez Fundusz Funduszy województwa lubuskiego; Polska, Warszawa	Fund of funds	Bank Gospodarstwa Krajowego	Polska, Warszawa	29/12/2016	Yes	29/03/2017	1.4	0.3	0	0	0	0	0	0	0	0	0	0	0	0	0	0	0	0	0	0	0	0	0	0	0	0	0	0	0	0	0	0	0	0	0	0	
2014PL16M2OP005	II	ERDF	Instrumenty finansowe dla rozwoju województwa łódzkiego - OP II; Polska, Łódź	Fund of funds specific fund	Bank Gospodarstwa Krajowego - Menadżer Funduszu Funduszy	Polska, Warszawa	18/11/2016			118.3	29.6	25.1	0	4.4	0	4.4	0	0	0	0	0	0	0	0	0	0	0	0	0	0	0	0	0	0	0	0	0	0	0	0	0	0	0	0	0	
2014PL16M2OP005	II	ERDF	Instrumenty finansowe dla rozwoju województwa łódzkiego - OP II; Polska, Łódź	Fund of funds	Bank Gospodarstwa Krajowego - Menadżer Funduszu Funduszy	Polska, Warszawa	18/12/2014	Yes	18/11/2016	118.3	29.6	25.1	0	4.4	0	4.4	0	0	0	0	0	0	0	0	0	0	0	0	0	0	0	0	0	0	0	0	0	0	0	0	0	0	0	0	0	
2014PL16M2OP005	IV	ERDF	Instrumenty finansowe dla rozwoju województwa łódzkiego - OP IV; Polska, Łódź	Fund of funds specific fund	Bank Gospodarstwa Krajowego - Menadżer Funduszu Funduszy		18/11/2016			25.3	6.3	5.4	0	0.9	0	0.9	0	0	0	0	0	0	0	0	0	0	0	0	0	0	0	0	0	0	0	0	0	0	0	0	0	0	0	0	0	
2014PL16M2OP005	IV	ERDF	Instrumenty finansowe dla rozwoju	Fund of funds	Bank Gospodarstwa Krajowego	Polska, Warszawa	18/12/2014	Yes	18/11/2016	25.3	6.3	5.4	0	0.9	0	0.9	0	0	0	0	0	0	0	0	0	0	0	0	0	0	0	0	0	0	0	0	0	0	0	0	0	0	0	0	0	0

I. Identifying and description of the entities which implement FIS									II. Amounts of OP contributions committed and paid to FIS at the end of 2017, in EUR mln											III. Investments made in final recipients at the end of 2017, in EUR mln																							
1	2	3	4	5	6		7	8	9	10	11		12	13		14	15	16		17	18	19	20		21	22			23	24	25	26	27			28	29	30	31	32	33	34	
CCI	Priority Axis	ESI Fund	Name and address of Financial Instrument	Type of financial instrument	Name of implementing body		Ex ante assessment completed	Selection/designation procedure launched	Signature of the funding agreement	OP amounts committed to FI	Out of which		OP amounts paid to FI	Out of which		Out of which national cofinancing	Out of which		MCF paid	base remuneration	performance based remuneration	OP amount paid to final recipients	Out of which			ESIF amounts paid to final recipients	Out of which			national public cofinancing paid to final recipients	national private cofinancing paid to final recipients	Amount of loans issued backed by guarantees											
					Official address/place of business (country and town name)						ERDF	CF		ERDF	CF		public cofinancing	private cofinancing					loans	guarantees	equity		other financial instruments	loans	guarantees				equity	other financial instruments									
			województwa łódzkiego - OP IV; Polska, Łódź		Menadżer Funduszu																																						
2014PL16M2OP005	VIII	ESF	Instrumenty finansowe dla rozwoju województwa łódzkiego - OP VIII; Polska, Łódź	Fund of funds specific fund	Bank Gospodarstwa Krajowego - Menadżer Funduszu			18/11/2016	8.1			.3			.3	0	.3	0	0	0	0	0	0	0	0	0	0	0	0	0	0	0	0	0	0	0	0	0	0	0	0	0	
2014PL16M2OP005	VIII	ESF	Instrumenty finansowe dla rozwoju województwa łódzkiego - OP VIII; Polska, Łódź	Fund of funds	Bank Gospodarstwa Krajowego - Menadżer Funduszu			18/11/2016	8.1			2			.3	0	.3	0	0	0	0	0	0	0	0	0	0	0	0	0	0	0	0	0	0	0	0	0	0	0	0	0	0
2014PL16M2OP006	11	ERDF	Zintegrowany projekt wsparcia instrumentów finansowych w Małopolsce (Poddziałanie 11.3); Polska, Warszawa	Fund of funds	Bank Gospodarstwa Krajowego			29/07/2015	Yes	19/12/2016	33.5	8.4	7.5		.9	.9			.2	0	0	0	0	0	0	0	0	0	0	0	0	0	0	0	0	0	0	0	0	0	0	0	
2014PL16M2OP006	3	ERDF	Zintegrowany projekt wsparcia instrumentów finansowych w Małopolsce (Poddziałanie 3.4.1); Polska, Warszawa	Fund of funds	Bank Gospodarstwa Krajowego			29/07/2015	Yes	19/12/2016	21.5	5.4	5		.4	.4			.1	.1	0	0	0	0	0	0	0	0	0	0	0	0	0	0	0	0	0	0	0	0	0	0	
2014PL16M2OP006	3	ERDF	Zintegrowany projekt wsparcia instrumentów finansowych w Małopolsce (Poddziałanie 3.4.2); Polska, Warszawa	Fund of funds	Bank Gospodarstwa Krajowego			29/07/2015	Yes	19/12/2016	43	10.7	10		.7	.7			.3	.3	0	0	0	0	0	0	0	0	0	0	0	0	0	0	0	0	0	0	0	0	0	0	
2014PL16M2OP006	8	ESF	Zintegrowany projekt wsparcia instrumentów finansowych w Małopolsce (Poddziałanie 8.3.2); Polska, Warszawa	Fund of funds	Bank Gospodarstwa Krajowego			29/07/2015	Yes	19/12/2016	5.9	1.3	0	0	0	0	0	0	0	0	0	0	0	0	0	0	0	0	0	0	0	0	0	0	0	0	0	0	0	0	0	0	
2014PL16M2OP006	4	ERDF	Zintegrowany projekt wsparcia instrumentów finansowych w Małopolsce (poddziałanie 4.3.4); Polska, Warszawa	Fund of funds	Bank Gospodarstwa Krajowego			29/07/2015	Yes	19/12/2016	22.4	5.6	5		.6	.6			.1	.1	0	0	0	0	0	0	0	0	0	0	0	0	0	0	0	0	0	0	0	0	0	0	
2014PL16M2OP007	III	ERDF	Instrumenty Finansowe dla Mazowieckich MSP; Urząd Marszałkowski Województwa Mazowieckiego w Warszawie, Departament Rozwoju Regionalnego i Funduszy Europejskich, al. Solidarności 61 03-402 Warszawa, Polska	Fund of funds	Bank Gospodarstwa Krajowego			14/06/2017	Yes	14/06/2017	66.4	13.3	13.3		0	0	0	0	.1	.1	0	0	0	0	0	0	0	0	0	0	0	0	0	0	0	0	0	0	0	0	0	0	
2014PL16M2OP007	IV	ERDF	Pożyczka; Urząd Marszałkowski Województwa Mazowieckiego w Warszawie, Departament Rozwoju Regionalnego i Funduszy Europejskich, al. Solidarności 61, 03-402, Warszawa, Polska	Fund of funds	EBI			09/12/2016	Yes	09/12/2016	36.1	7.2	7.2		0	0	0	0	.1	.1	0	0	0	0	0	0	0	0	0	0	0	0	0	0	0	0	0	0	0	0	0	0	
2014PL16M2OP007	VI	ERDF	Pożyczka; Urząd Marszałkowski Województwa Mazowieckiego w Warszawie,	Fund of funds	EBI			09/12/2016	Yes	09/12/2016	33	6.6	6.6		0	0	0	0	.1	.1	0	0	0	0	0	0	0	0	0	0	0	0	0	0	0	0	0	0	0	0	0	0	

I. Identification and description of the entities which implement FIS									II. Amounts of OP contributions committed and paid to FIS at the end of 2017, in EUR mln											III. Investments made in final recipients at the end of 2017, in EUR mln																						
1	2	3	4	5	6		7	8	9	10	11		12	13=14+15+16		14	15	16=17+18	17	18	19	20		21	22=23+24+25+26			23	24	25	26	27=28+29+30+31			28	29	30	31	32	33	34	
CCI	Priority Axis	ESI Fund	Name and address of financial instrument	Type of financial instrument	Name of implementing body		Ex ante assessment completed	Selection/designation procedure launched	Signature of the funding agreement	OP amounts committed to FI	Out of which		CF	Out of which		ERDF	CF	Out of which national cofinancing	Out of which		MCF paid	Out of which		OP amount paid to final recipients	Out of which			ESIF amounts paid to final recipients	Out of which			national public cofinancing paid to final recipients	national private cofinancing paid to final recipients	Amount of loans issued backed by guarantees								
					Name of the body implementing the financial instrument	Official address/place of business (country and town name)					ERDF	CF		ERDF	CF				public cofinancing	private cofinancing		base remuneration	performance based remuneration		loans	guarantees	equity		other financial instruments	loans	guarantees				equity	other financial instruments						
			Departament Rozwoju Regionalnego i Funduszy Europejskich, al. Solidarności 61, 03-402 Warszawa, Polska																																							
2014PL16M2OP008	I	ERDF	1.1 Innowacje w przedsiębiorstwach - Utworzenie przez beneficjenta Funduszu Funduszy, z którego wspierane będą instrumenty finansowe udzielające pożyczek / poręczeń / ostatecznym odbiorcom w ramach przedmiotowego działania; Polska/Warszawa	Fund of funds	Bank Gospodarstwa Krajowego			10/10/2014	Yes	08/12/2016	14.5	14.5	0	3.6	3.6	0	0	0	0	0	0	0	0	0	0	0	0	0	0	0	0	0	0	0	0	0	0	0	0	0	0	
2014PL16M2OP008	I	ERDF	1.1 Innowacje w przedsiębiorstwach - Utworzenie przez beneficjenta Funduszu Funduszy, z którego wspierane będą instrumenty finansowe udzielające pożyczek / poręczeń ostatecznym odbiorcom w ramach przedmiotowego działania - FUNDUSZ REGIONU WĄLBRSZYSKIEGO (27); Polska/Warszawa	Fund of funds specific fund	Fundusz Regionu Wąlbzyskiego					28/09/2017	2.3	2.3	0	.3	.3	0	0	0	0	0	0	0	0	0	0	0	0	0	0	0	0	0	0	0	0	0	0	0	0	0	0	0
2014PL16M2OP008	I	ERDF	1.1 Innowacje w przedsiębiorstwach - Utworzenie przez beneficjenta Funduszu Funduszy, z którego wspierane będą instrumenty finansowe udzielające pożyczek / poręczeń ostatecznym odbiorcom w ramach przedmiotowego działania - FUNDUSZ REGIONU WĄLBRSZYSKIEGO (28); Polska/Warszawa	Fund of funds specific fund	Fundusz Regionu Wąlbzyskiego					28/09/2017	3.2	3.2	0	.4	.4	0	0	0	0	0	0	0	0	0	0	0	0	0	0	0	0	0	0	0	0	0	0	0	0	0	0	0
2014PL16M2OP008	I	ERDF	1.1 Innowacje w przedsiębiorstwach - Utworzenie przez beneficjenta Funduszu Funduszy, z którego wspierane będą instrumenty finansowe udzielające pożyczek/poręczeń ostatecznym odbiorcom w ramach przedmiotowego działania - Konsorcjum: ECDP S.A. - Lider, MEGA SONIC S.A. - Uczestnik (29); Polska/Warszawa	Fund of funds specific fund	Konsorcjum: ECDP S.A - Lider, MEGA SONIC S.A - Uczestnik					27/09/2017	.5	.5	0	.1	.1	0	0	0	0	0	0	0	0	0	0	0	0	0	0	0	0	0	0	0	0	0	0	0	0	0	0	0
2014PL16M2OP008	II	ERDF	2.1.1 Nowe produkty usługi - Utworzenie przez beneficjenta Funduszu Funduszy,	Fund of funds	Bank Gospodarstwa Krajowego			10/10/2014	Yes	08/12/2016	29.1	29.1	0	0	0	0	0	0	0	0	0	0	0	0	0	0	0	0	0	0	0	0	0	0	0	0	0	0	0	0	0	0

I. Identification and description of the entities which implement FIS									II. Amounts of OP contributions committed and paid to FIS at the end of 2017, in EUR mln											III. Investments made in final recipients at the end of 2017, in EUR mln																						
1	2	3	4	5	6			8	9	10	11		12		14	15	16=17+18		17	18	19	20		21	22=23+24+25+26				23	24	25	26	27=28+29+30+31			28	29	30	31	32	33	34
CCI	Priority Axis	ESI Fund	Name and address of financial instrument	Type of financial instrument	Name of implementing body			Selection/designation procedure launched	Signature of the funding agreement	OP amounts committed to FI	Out of which		Out of which		Out of which		MCF paid	Out of which		OP amount paid to final recipients	Out of which				ESIF amounts paid to final recipients	Out of which			national public cofinancing paid to final recipients	national private cofinancing paid to final recipients	Amount of loans issued backed by guarantees											
					Name of the body implementing the financial instrument	Official address/place of business (country and town name)	Ex ante assessment completed				ERDF	CF	ERDF	CF	ERDF	CF		public cofinancing	private cofinancing		base remuneration	performance based remuneration	loans	guarantees		equity	other financial instruments	loans				guarantees	equity	other financial instruments								
			z którego wspierane będą instrumenty finansowe udzielające pożyczek / poręczeń ostatecznym odbiorcom w ramach przedmiotowego poddziałania - Towarzystwo Inwestycji Społeczno-Ekonomicznych S.A (023); Polska/Warszawa		S.A																																					
2014PL16M2OP008	III	ERDF	3.2.3 Efektywność energetyczna w mieszkalnictwie - Utworzenie przez beneficjenta Funduszu Funduszy, z którego wspierane będą instrumenty finansowe udzielające pożyczek ostatecznym odbiorcom w ramach przedmiotowego poddziałania; Polska/Warszawa	Fund of funds	Bank Gospodarstwa Krajowego	Polska/Warszawa	10/10/2014	Yes	08/12/2016	4.1	4.1	0	1	1	0	0	0	0	0	0	0	0	0	0	0	0	0	0	0	0	0	0	0	0	0	0	0	0	0	0	0	
2014PL16M2OP008	III	ERDF	3.2.3 Efektywność energetyczna w mieszkalnictwie - Utworzenie przez beneficjenta Funduszu Funduszy, z którego wspierane będą instrumenty finansowe udzielające pożyczek ostatecznym odbiorcom w ramach przedmiotowego poddziałania - Fundacja Rozwoju Śląska (069); Polska/Warszawa	Fund of funds specific fund	Fundacja Rozwoju Śląska	Polska/Opole			29/12/2017	3.6	3.6	0	0	0	0	0	0	0	0	0	0	0	0	0	0	0	0	0	0	0	0	0	0	0	0	0	0	0	0	0	0	
2014PL16M2OP008	III	ERDF	3.3 Odnawialne źródła energii - Utworzenie przez beneficjenta Funduszu Funduszy, z którego wspierane będą instrumenty finansowe udzielające pożyczek / poręczeń ostatecznym odbiorcom w ramach przedmiotowego poddziałania; Polska/Warszawa	Fund of funds	Bank Gospodarstwa Krajowego	Polska/Warszawa	10/10/2014	Yes	08/12/2016	10.4	10.4	0	2.6	2.6	0	0	0	0	0	0	0	0	0	0	0	0	0	0	0	0	0	0	0	0	0	0	0	0	0	0	0	
2014PL16M2OP008	III	ERDF	3.4 Efektywność energetyczna w MSP - Utworzenie przez beneficjenta Funduszu Funduszy, z którego wspierane będą instrumenty finansowe udzielające pożyczek ostatecznym odbiorcom w ramach przedmiotowego poddziałania; Polska/Warszawa	Fund of funds	Bank Gospodarstwa Krajowego	Polska/Warszawa	10/10/2014	Yes	08/12/2016	4.1	4.1	0	1	1	0	0	0	0	0	0	0	0	0	0	0	0	0	0	0	0	0	0	0	0	0	0	0	0	0	0	0	
2014PL16M2OP008	III	ERDF	3.4 Efektywność energetyczna w MSP - Utworzenie przez beneficjenta Funduszu Funduszy, z którego wspierane będą instrumenty	Fund of funds specific fund	Fundacja Rozwoju Śląska	Polska/Opole			20/12/2017	3.6	3.6	0	0	0	0	0	0	0	0	0	0	0	0	0	0	0	0	0	0	0	0	0	0	0	0	0	0	0	0	0	0	0

I. Identification and description of the entities which implement FIS									II. Amounts of OP contributions committed and paid to FIS at the end of 2017, in EUR mln											III. Investments made in final recipients at the end of 2017, in EUR mln																						
1	2	3	4	5	6			8	9	10	11		12	13		14	15	16		17	18	19	20		21	22			23	24	25	26	27			28	29	30	31	32	33	34
CCI	Priority Axis	ESI Fund	Name and address of Financial Instrument	Type of financial instrument	Name of implementing body			Ex ante assessment completed	Selection/designation procedure launched	Signature of the funding agreement	OP amounts committed to FI	Out of which		Out of which		Out of which		MCF paid	Out of which		OP amount paid to final recipients	Out of which			ESIF amounts paid to final recipients	Out of which			national public cofinancing paid to final recipients	national private cofinancing paid to final recipients	Amount of loans issued backed by guarantees											
					Name of the body implementing the financial instrument	Official address/place of business (country and town name)						ERDF	CF	ERDF	CF	ERDF	CF		public cofinancing	private cofinancing		base remuneration	performance based remuneration	loans		guarantees	equity	other financial instruments				loans	guarantees	equity	other financial instruments							
			Finansowe udzielające pożyczek - ostatecznym odbiorcom w ramach przedmiotowego działania - Fundacja Rozwoju Śląska (066); Polska/Warszawa																																							
2014PL16M2OP008	VII	ESF	Wsparcie pracy na własny rachunek, przedsiębiorczości i tworzenia przedsiębiorstw w ramach instrumentów finansowych RPO WO 2014-2020; Polska/Warszawa	Fund of funds	Bank Gospodarstwa Krajowego	Polska/Warszawa	10/10/2014	Yes	08/12/2016	2.3	0	0	0.6	0	0	0	0	0	0	0	0	0	0	0	0																	
2014PL16M2OP009	I	ERDF	Wsparcie Instrumentów Finansowych w Działaniu 1.4 Wspieranie MŚP, Poddziałaniu 1.4.2 Instrumenty Finansowe; Polska, Warszawa	Fund of funds	Bank Gospodarstwa Krajowego	Polska, Warszawa	30/09/2014	Yes	30/11/2016	48.9			12.2	10.9	1.3	1.3			3	3																						
2014PL16M2OP009	VII	ESF	Wsparcie procesu przedsiębiorczości poprzez pożyczki; Polska, Warszawa	Fund of funds	Bank Gospodarstwa Krajowego	Polska, Warszawa	30/09/2014	Yes	30/11/2016	6.6			1.6		2	2			0	0																						
2014PL16M2OP010	01		Rozwój gospodarczy województwa podlaskiego poprzez wykorzystanie instrumentów finansowych; Polska, Białystok	Fund of funds	Bank Gospodarstwa Krajowego	Polska, Warszawa	03/02/2015	Yes	29/11/2016	33.5			8.4	7.1	1.3	1.3			2	2																						
2014PL16M2OP010	05		Rozwój gospodarczy województwa podlaskiego poprzez wykorzystanie instrumentów finansowych; Polska/Białystok	Fund of funds	Bank Gospodarstwa Krajowego	Polska/Warszawa	03/02/2015	Yes	29/11/2016	27.9			10.3	5.9	4.4	4.4			2	2																						
2014PL16M2OP010	02		Rozwój gospodarczy województwa podlaskiego poprzez wykorzystanie instrumentów finansowych; Polska, Białystok	Fund of funds	Bank Gospodarstwa Krajowego	Polska/Warszawa	03/02/2015	Yes	29/11/2016	2.4			0.5							0																						
2014PL16M2OP011	10	ERDF	Umowa o finansowaniu nr UDA-RPPN1.FI-00-002/16-00 - OP10; Luksemburg, Luksemburg	Fund of funds	Europejski Bank Inwestycyjny	98-100 Boulevard Konrad Adenauer, L-2950 Luksemburg, Luksemburg	17/12/2015	Yes	09/12/2016	45.6	40.8	0	12	10.2	0	1.8	1.2	0.6	2	2	0																					
2014PL16M2OP011	8	ERDF	Umowa o finansowaniu nr UDA-RPPN1.FI-00-002/16-00 - OP8; Luksemburg, Luksemburg	Fund of funds	Europejski Bank Inwestycyjny	98-100 Boulevard Konrad Adenauer, L-2950 Luksemburg, Luksemburg	17/12/2015	Yes	09/12/2016	18.5	16.5	0	4.9	4.1	0	0.7	0.5	0.2	1	1	0																					
2014PL16M2OP011	1	ERDF	Zwiększenie konkurencyjności i innowacyjności pomorskich przedsiębiorstw poprzez instrumenty finansowe w ramach Regionalnego Programu Operacyjnego Województwa Pomorskiego na lata 2014-2020 ("Pomorski Fundusz Rozwoju 2020+"); OP1; Polska, Warszawa	Fund of funds	Bank Gospodarstwa Krajowego	Al. Jerozolimskie 7, 00-955 Warszawa, Polska	17/12/2015	Yes	30/09/2016	42	35.7	0	40.5	35.8	0	4.7	4.2	0.5	1	1	0																					
2014PL16M2OP011	2	ERDF	Zwiększenie	Fund of	Bank	Al. Jerozolimskie	17/12/2015	Yes	30/09/2016	57	48.5	0	54	47.5	0	6.4	5.6	0.8	2	2	0																					

I. Identifying and description of the entities which implement FIS									II. Amounts of OP contributions committed and paid to FIS at the end of 2017, in EUR mln											III. Investments made in final recipients at the end of 2017, in EUR mln																											
1	2	3	4	5	6		7	8	9	10	11		12	13		14	15	16		17	18	19	20		21	22				23	24	25	26	27			28	29	30	31	32	33	34				
CCI	Priority Axis	ESI Fund	Name and address of Financial Instrument	Type of financial instrument	Name of implementing body		Ex ante assessment completed	Selection/designation procedure launched	Signature of the funding agreement	OP amounts committed to FI	Out of which		CF	Out of which		ERDF	CF	Out of which national cofinancing	Out of which		MCF paid	Out of which		OP amount paid to final recipients	Out of which				ESIF amounts paid to final recipients	Out of which			national public cofinancing paid to final recipients	national private cofinancing paid to final recipients	Amount of loans issued backed by guarantees												
					Name of the body implementing the financial instrument	Official address/place of business (country and town name)					ERDF	CF		OP amounts paid to FI	ERDF				CF	public cofinancing		private cofinancing	base remuneration		performance based remuneration	loans	guarantees	equity		other financial instruments	loans	guarantees				equity	other financial instruments										
			konkurencyjności i innowacyjności pomorskich przedsiębiorstw poprzez instrumenty finansowe w ramach Regionalnego Programu Operacyjnego Województwa Pomorskiego na lata 2014-2020 ("Pomorski Fundusz Rozwoju 2020+"), OP2; Polska, Warszawa	funds	Gospodarstwa Krajowego	7, 00-955 Warszawa, Polska																																									
2014PL16M2OP012	X	ERDF	Wdrażanie instrumentów finansowych w ramach RPO WSL 2014-2020 w modelu z Funduszem Funduszu, którego rolę pełni Europejski Bank Inwestycyjny; Europejski Bank Inwestycyjny z siedzibą w Luksemburgu (EBI) 100 Blvd Konrad Adenauer, L-2950 Luxembourg	Fund of funds	Europejski Bank Inwestycyjny	100 Blvd Konrad Adenauer, L-2950 Luxembourg	17/12/2014	Yes	30/11/2016	48	48	0	11.7	11.7	0	0	0	0	0	0	0	0	0	0	0	0	0	0	0	0	0	0	0	0	0	0	0	0	0	0	0	0	0	0			
2014PL16M2OP012	VIII	ESF	Wdrażanie instrumentów finansowych w ramach RPO WSL 2014-2020 w modelu z Funduszem Funduszu, którego rolę pełni Europejski Bank Inwestycyjny; Europejski Bank Inwestycyjny z siedzibą w Luksemburgu (EBI) 100 Blvd Konrad Adenauer, L-2950 Luxembourg	Fund of funds	Europejski Bank Inwestycyjny	100 Blvd Konrad Adenauer, L-2950 Luxembourg	17/12/2014	Yes	30/11/2016	6.2	0	0	1.5	0	0	0	0	0	0	0	0	0	0	0	0	0	0	0	0	0	0	0	0	0	0	0	0	0	0	0	0	0	0	0	0		
2014PL16M2OP012	IV	ERDF	Wdrażanie instrumentów finansowych w ramach RPO WSL 2014-2020 w modelu z Funduszem Funduszu, którego rolę pełni Europejski Bank Inwestycyjny;	Fund of funds	Europejski Bank Inwestycyjny	100 Blvd Konrad Adenauer, L-2950 Luxembourg	17/12/2014	Yes	30/11/2016	33	33	0	8.1	8.1	0	0	0	0	0	0	0	0	0	0	0	0	0	0	0	0	0	0	0	0	0	0	0	0	0	0	0	0	0	0	0	0	
2014PL16M2OP012	III	ERDF	Wdrażanie instrumentów finansowych w ramach RPO WSL 2014-2020 w modelu z Funduszem Funduszu, którego rolę pełni Europejski Fundusz Inwestycyjny; Europejski Fundusz Inwestycyjny z siedzibą w Luksemburgu (EBI) 37 B avenue J.F.Kennedy, L-2968 Luxembourg	Fund of funds	Europejski Fundusz Inwestycyjny	37 B avenue J.F.Kennedy, L-2968 Luxembourg	17/12/2014	Yes	30/11/2016	91	91	0	22.2	22.2	0	0	0	0	0	0	0	0	0	0	0	0	0	0	0	0	0	0	0	0	0	0	0	0	0	0	0	0	0	0	0	0	
2014PL16M2OP013	2	ERDF	Fundusz Funduszy Województwa Świętokrzyskiego; Polska, Warszawa	Specific fund	Bank Gospodarstwa Krajowego	Polska, Warszawa	28/11/2014	Yes	30/06/2017	49	49	0	12.3	12.3	0	0	0	0	0	0	0	0	0	0	0	0	0	0	0	0	0	0	0	0	0	0	0	0	0	0	0	0	0	0	0	0	
2014PL16M2OP013	10	ESF	Wsparcie rynku pracy przez Fundusz Województwa Świętokrzyskiego;	Specific fund	Bank Gospodarstwa Krajowego	Polska, Warszawa	28/11/2014	Yes	30/06/2017	8.1	0	0	2	0	0	0	0	0	0	0	0	0	0	0	0	0	0	0	0	0	0	0	0	0	0	0	0	0	0	0	0	0	0	0	0	0	0

I. Identification and description of the entities which implement FIS									II. Amounts of OP contributions committed and paid to FIS at the end of 2017, in EUR mln											III. Investments made in final recipients at the end of 2017, in EUR mln																			
1	2	3	4	5	6			8	9	10	11	12	13=14+15+16		14	15	16=17+18	17	18	19	20	21	22=23+24+25+26			23	24	25	26	27=28+29+30+31			28	29	30	31	32	33	34
CCI	Priority Axis	ESI Fund	Name and address of Financial Instrument	Type of financial instrument	Name of implementing body			Ex ante assessment completed	Selection/designation procedure launched	Signature of the funding agreement	OP amounts committed to FI	Out of which		Out of which		Out of which		MCF paid	Out of which		OP amount paid to final recipients	Out of which			Out of which			ESIF amounts paid to final recipients	Out of which			national public cofinancing paid to final recipients	national private cofinancing paid to final recipients	Amount of loans issued backed by guarantees					
					Name of the body implementing the financial instrument	Official address/place of business (country and town name)						ERDF	CF	OP amounts paid to FI	ERDF	CF	Out of which national cofinancing		public cofinancing	private cofinancing		base remuneration	performance based remuneration	loans	guarantees	equity	other financial instruments		loans	guarantees	equity				other financial instruments				
			Polska, Warszawa																																				
2014PL16M2OP014	1	ERDF	Fundusz Funduszy; Polska, Warszawa	Fund of funds	Bank Gospodarstwa Krajowego	Polska, Warszawa	31/12/2013	Yes	29/05/2017	60.2		15	15	0	0	0	0	0	.1	0	0																		
2014PL16M2OP015	1	ERDF	Agencja Rozwoju Regionalnego "AGROREG" SA w Nowej Rudzie; Polska, ul. Kłodzka 27, 57-402 Nowa Ruda	Fund of funds specific fund	Agencja Rozwoju Regionalnego "AGROREG" SA w Nowej Rudzie	Polska, ul. Kłodzka 27, 57-402 Nowa Ruda			30/08/2017	2.1	1.8	.3	.2		0	0	0																						
2014PL16M2OP015	1	ERDF	ECDF SA, MEGA SONIC SA (konsorcjum); Polska, ul. Kobylińska 3, 61-424 Poznań	Fund of funds specific fund	ECDF SA, MEGA SONIC SA (konsorcjum)	Polska, ul. Kobylińska 3, 61-424 Poznań			21/09/2017	6	4.5	0	0		0	0	0																						
2014PL16M2OP015	1	ERDF	Fundacja Kaliski Inkubator Przedsiębiorczości; Polska, ul. Częstochowska 25, 62-800 Kalisz	Fund of funds specific fund	Fundacja Kaliski Inkubator Przedsiębiorczości	Polska, ul. Częstochowska 25, 62-800 Kalisz			08/09/2017	4.5	3.6	.3	.2		.1	0	.1																						
2014PL16M2OP015	1	ERDF	Fundusz Funduszy, Bank Gospodarstwa Krajowego; Polska, Warszawa, Al. Jerozolimskie 7, 00-955	Fund of funds	Bank Gospodarstwa Krajowego	Polska, Warszawa, Al. Jerozolimskie 7, 00-955	13/07/2015	Yes	20/10/2016	137.2	116.7	29.2	29.2						.8	.8																			
2014PL16M2OP015	1	ERDF	Fundusz Regionu Wałbrzyskiego;	Fund of funds specific fund	Fundusz Regionu Wałbrzyskiego	Polska, ul. Bolesława Limanowskiego 15, 58-300 Wałbrzych			30/08/2017	2.7	2.3	.7	.6		.1	0	.1																						
2014PL16M2OP015	1	ERDF	Stowarzyszenie Ostrzeszowskie Centrum Przedsiębiorczości, Stowarzyszenie Ostrowskie Centrum Wspierania Przedsiębiorczości (konsorcjum); Polska, ul. Przemysłowa 27, 63-500 Ostrzeszów	Fund of funds specific fund	Stowarzyszenie Ostrzeszowskie Centrum Przedsiębiorczości, Stowarzyszenie Ostrowskie Centrum Wspierania Przedsiębiorczości (konsorcjum)	Polska, ul. Przemysłowa 27, 63-500 Ostrzeszów			27/09/2017	1.7	1.4	.1	.1		0	0	0																						
2014PL16M2OP015	1	ERDF	Towarzystwo Inwestycji Społeczno-Ekonomicznych SA; Polska, ul. Okopowa 56, 01-042 Warszawa	Fund of funds specific fund	Towarzystwo Inwestycji Społeczno-Ekonomicznych SA	Polska, ul. Okopowa 56, 01-042 Warszawa			27/09/2017	6.9	5.6	1.9	1.6		.3	0	.3																						
2014PL16M2OP015	1	ERDF	Wielkopolska Agencja Rozwoju Przedsiębiorczości Sp. z o.o.; Polska, ul. Piekary 19, 61-823 Poznań	Fund of funds specific fund	Wielkopolska Agencja Rozwoju Przedsiębiorczości Sp. z o.o.	Polska, ul. Piekary 19, 61-823 Poznań			30/08/2017	10.5	7.9	.6	.5		.2	0	.2																						
2014PL16M2OP015	9	ERDF	Bank Gospodarstwa Krajowego; Polska, Warszawa, Al. Jerozolimskie 7, 00-955	Specific fund	5. Nazwa instrumentu finansowego Bank Gospodarstwa Krajowego	Polska, Warszawa, Al. Jerozolimskie 7, 00-955	13/07/2015	Yes	28/11/2016	29.9	25.4	6.4	6.4						0	0			0	0										0	0				
2014PL16M2OP015	3	ERDF	Bank Gospodarstwa Krajowego; Polska, Warszawa, Al. Jerozolimskie 7, 00-955	Specific fund	Bank Gospodarstwa Krajowego	Polska, Warszawa, Al. Jerozolimskie 7, 00-955	13/07/2015	Yes	28/11/2016	46	39.1	9.8	9.8						0	0			0	0															
2014PL16M2OP016	VI	ESF	Fundusz Funduszy Pomorza Zachodniego Jeremie2 - EFR; Al. Jerozolimskie 7, 00-955 Warszawa, Polska	Fund of funds	Bank Gospodarstwa Krajowego	Al. Jerozolimskie 7, 00-955 Warszawa, Polska	01/09/2014	Yes	21/11/2016	16.7	0	0	3.8	0	0	.2	.2	0	.1	.1	0																		
2014PL16M2OP016	I	ERDF	Fundusz funduszy Pomorza Zachodniego Jeremie2 - EFR; Al. Jerozolimskie 7, 00-955 Warszawa, Polska	Fund of funds	Bank Gospodarstwa Krajowego	Al. Jerozolimskie 7, 00-955 Warszawa, Polska	01/09/2014	Yes	21/11/2016	89	75.7	0	18.9	18.9	0	0	0	0	.5	.5	0																		

I. Identification and description of the entities which implement FIS									II. Amounts of OP contributions committed and paid to FIS at the end of 2017, in EUR mln											III. Investments made in final recipients at the end of 2017, in EUR mln																									
1	2	3	4	5	6		7	8	9	10	11		12	13+14+15+16		14	15	16=17+18		17	18	19	20		21	22=23+24+25+26				23	24	25	26	27=28+29+30+31				28	29	30	31	32	33	34	
CCI	Priority Axis	ESI Fund	Name and address of Financial Instrument	Type of financial instrument	Name of implementing body		Ex ante assessment completed	Selection/designation procedure launched	Signature of the funding agreement	OP amounts commitment to FI	Out of which		ERDF	CF	OP amounts paid to FI	Out of which		ERDF	CF	Out of which national cofinancing	Out of which		MCF paid	base remuneration	performance based remuneration	OP amount paid to final recipients	Out of which				ESIF amounts paid to final recipients	Out of which				national public cofinancing paid to final recipients	national private cofinancing paid to final recipients	Amount of loans issued backed by guarantees							
					Name of the body implementing the financial instrument	Official address/place of business (country and town name)					ERDF	CF				ERDF	CF				public cofinancing	private cofinancing					loans	guarantees	equity	other financial instruments		loans	guarantees	equity	other financial instruments										
2014PL16RFOP001	I	ERDF	BRIDGE CVC; Polska, Warszawa	Fund of funds	PFR VENTURES SPOŁKA Z O.O./TEL PFR	Polska, Warszawa	25/02/2015	Yes	28/12/2016	211.9	106	0	0	26.5	26.5	0	0	0	0	0	0	2.7	2.7	0																					
2014PL16RFOP001	III	ERDF	Biznest; Polska, Warszawa	Fund of funds	Bank Gospodarstwa Krajowego		25/02/2015	Yes	13/12/2016	123.3	61.7	0	0	15.4	15.4	0	0	0	0	0	0	0	5	0																					
2014PL16RFOP001	III	ERDF	KOFFI; Polska, Warszawa	Fund of funds	Bank Gospodarstwa Krajowego	Polska, Warszawa	25/02/2015	Yes	13/12/2016	154.8	77.4	0	0	19.4	19.4	0	0	0	0	0	0	.6	.6	0																					
2014PL16RFOP001	II	ERDF	Otwarte innowacje; Polska, Warszawa	Fund of funds	Bank Gospodarstwa Krajowego	Polska, Warszawa	25/02/2015	Yes	13/12/2016	167.8	100.7	0	0	25.2	25.2	0	0	0	0	0	0	.8	.8	0																					
2014PL16RFOP001	III	ERDF	Starter; Polska, Warszawa	Fund of funds	Bank Gospodarstwa Krajowego	Polska, Warszawa	25/02/2015	Yes	28/11/2016	220.1	187.1	0	0	46.8	46.8	0	0	0	0	0	0	1.4	1.4	0																					
2014PL16RFOP001	III	ERDF	Fundusz Polityczkowy Innowacji; Polska, Warszawa	Specific fund	Polska Agencja Rozwoju Przedsiębiorczości	Polska, Warszawa	25/02/2015	Yes	22/12/2016	168	134.4	0	0	30.8	30.8	0	0	0	0	0	0	0	0	0																					
2014PL16RFOP001	III	ERDF	Fundusz gwarancyjny wsparcia innowacyjnych przedsiębiorstw; Polska, Warszawa	Specific fund	Bank Gospodarstwa Krajowego	Polska, Warszawa	25/02/2015	Yes	29/11/2016	203.4	173.3	0	0	44.5	44.5	0	0	0	0	0	0	.6	.6	0	2.7																				
2014PL16RFOP002	I	ERDF	Instrument finansowy 'Fundusz funduszy'; Polska, Warszawa	Fund of funds	Bank Gospodarstwa Krajowego	Polska, Warszawa		Yes	06/02/2017	272.5				57.7	57.7	0	0	0	0	0	0	1.1	1	.1																					

18. Portugal

I. Identification and description of the entities which implement FIS									II. Amounts of OP contributions committed and paid to FIS at the end of 2017, in EUR mln											III. Investments made in final recipients at the end of 2017, in EUR mln																								
1	2	3	4	5	6		7	8	9	10	11		12	13-14+15+16		14	15	16-17+18	17	18	19	20			21	22-23+24+25+26				23	24	25	26	27-28+29+30+31				28	29	30	31	32	33	34
CCI	Priority Axis	ESI Fund	Name and address of Financial Instrument	Type of financial instrument	Name of the body implementing the financial instrument	Official address/ place of business (country and town name)	Ex ante assessment completed	Selection/designation procedure launched	Signature of the funding agreement	OP amounts commitment to FI	Out of which		OP amounts paid to FI	Out of which		Out of which national cofinancing	Out of which		MCF paid	base remuneration	performance based remuneration	OP amount paid to final recipients	Out of which				ESIF amounts paid to final recipients	Out of which				national public cofinancing paid to final recipients	national private cofinancing paid to final recipients	Amount of loans issued backed by guarantees										
											ERDF	CF		ERDF	CF		public cofinancing	private cofinancing					loans	guarantees	equity	other financial instruments		loans	guarantees	equity	other financial instruments													
2014PT16CFOP001	1	CF	IFRRU 2020 IF Dívida Portugal; NUTS I Continente	Fund of funds specific fund	4 Instituições Bancárias	Portugal / Lisboa (2) e Porto (2)			12/07/2017	37.4	0	36	2.6		2.5	.1	.1																											
2014PT16CFOP001	1	CF	Instrumento Financeiro para a Reabilitação e Revitalização Urbanas (IFRRU 2020); Portugal; NUTS I Continente	Fund of funds	Estrutura de Gestão do Instrumento Financeiro para a Reabilitação e Revitalização Urbanas (EG IFRRU 2020)	Portugal; Lisboa	06/01/2016	Yes	13/09/2016	82		40	10.1		9.9	.2	.2	0	.1	.1																								
2014PT16M2OP001	2	ERDF	Fundo de Fundos de Capital / Quase Capital_3.3; Portugal / NUTS II: Norte	Fund of funds	IFD - Instituição Financeira de Desenvolvimento, S.A.	Portugal / Porto	06/05/2015	Yes	01/03/2016	88.9	45.5		11.3	11.3						.2	.5																							
2014PT16M2OP001	2	ERDF	Fundo de Fundos de Capital / Quase Capital_3.3; Portugal / NUTS II: Norte	Fund of funds specific fund	19 Entidades Veículo	Portugal (7); Lisboa (8); Luxemburgo (1); Coimbra (3).			20/12/2016	50.6	23.7		1.6	1.6									2.2			2.2																		
2014PT16M2OP001	2	ERDF	Fundo de Fundos de Capital / Quase Capital_F200M; Portugal / NUTS II Região Norte	Fund of funds	IFD - Instituição Financeira de Desenvolvimento, S.A.	Portugal / Porto	06/05/2015	Yes	13/09/2017	90	45		6.8	6.8																														
2014PT16M2OP001	2	ERDF	Fundo de Fundos de Dívida / Garantias_3.3; Portugal / NUTS II: Norte	Fund of funds specific fund	Fundo de Contragarantia Mútuo	Portugal / Porto			14/07/2016	24.7	17.3		4.9	3.5	1.5	1.5							2			2																	23.7	
2014PT16M2OP001	2	ERDF	Fundo de Fundos de Dívida / Garantias_3.3; Portugal / NUTS II: Norte	Fund of funds	IFD - Instituição Financeira de Desenvolvimento, S.A.	Portugal / Porto	06/05/2015	Yes	01/03/2016	35.7	25		8.9	6.3	2.7	2.7				.2	.2																							
2014PT16M2OP001	4	ERDF	IFRRU 2020 IF Dívida; Portugal; NUTS II Região Norte	Fund of funds specific fund	4 Instituições bancárias: Banco Santander Totta, S.A.; Banco BPI, S.A.; Banco Comercial Português, S.A.; Banco Popular Portugal, S.A.	Portugal: 2 em Lisboa e 2 no Porto.			12/07/2017	1.9	1.5		.1	.1		0	0																											
2014PT16M2OP001	5	ERDF	IFRRU 2020 IF Dívida; Portugal; NUTS II Região Norte	Fund of funds specific fund	4 Instituições bancárias: Banco Santander Totta, S.A.; Banco BPI, S.A.; Banco Comercial Português, S.A.; Banco Popular Portugal, S.A.	Portugal: 2 em Lisboa e 2 no Porto.			12/07/2017	9.1	7.2		.6	.5	1	1																												
2014PT16M2OP001	4	ERDF	IFRRU 2020 IF Garantia; Portugal; NUTS II Região Norte	Fund of funds specific fund	Fundo de Contragarantia Mútuo que atua através da SPGM Sociedade de Investimento, S.A.	Portugal, Porto			20/07/2017	.8	.8																																	
2014PT16M2OP001	5	ERDF	IFRRU 2020 IF Garantia; Portugal; NUTS	Fund of funds specific	Fundo de Contragarantia Mútuo que atua	Portugal, Porto			20/07/2017	3.8	3.8																																	

I. Identification and description of the entities which implement FIS					II. Amounts of OP contributions committed and paid to FIS at the end of 2017, in EUR mln														III. Investments made in final recipients at the end of 2017, in EUR mln																												
1	2	3	4	5	6		8	9	10	11		12		13-14-15-16		14	15	16-17+18	17	18	19	20		21				22-23+24+25+26				23	24	25	26	27-28+29+30+31				28	29	30	31	32	33	34	
CCI	Priority Axis	ESI Fund	Name and address of Financial Instrument	Type of financial instrument	Name of the body implementing the financial instrument		Ex ante assessment completed	Selection/designation procedure launched	Signature of the funding agreement	OP amounts committed to FI	Out of which		Out of which		Out of which national cofinancing	Out of which		MCF paid	base remuneration	performance based remuneration	OP amount paid to final recipients	Out of which				ESIF amounts paid to final recipients	Out of which				national public cofinancing paid to final recipients	national private cofinancing paid to final recipients	Amount of loans issued backed by guarantees														
					Official address/place of business (country and town name)						ERDF	CF	ERDF	CF		public cofinancing	private cofinancing					loans	guarantees	equity	other financial instruments		loans	guarantees	equity	other financial instruments																	
			II Região Norte	fund	através da SPGM Sociedade de Investimento, S.A.																																										
2014PT16M2OP001	4	ERDF	Instrumento Financeiro para Reabilitação e Revitalização Urbanas (IFRRU 2020) EP4; Portugal; NUTS II Região Norte	Fund of funds	Estrutura de Gestão do Instrumento Financeiro para Reabilitação e Revitalização Urbanas (EG IFRRU 2020)		18/09/2015	Yes	13/09/2016	5.8	2.5	.7	.6	0	0	0	0	0	0	0																											
2014PT16M2OP001	5	ERDF	Instrumento Financeiro para Reabilitação e Revitalização Urbanas (IFRRU 2020) EP5; Portugal / NUTS II Região Norte	Fund of funds	Estrutura de Gestão do Instrumento Financeiro para Reabilitação e Revitalização Urbanas (EG IFRRU 2020)		18/09/2015	Yes	13/09/2016	27.8	12	3.2	3	.2	.2	0	0																														
2014PT16M2OP002	2	ERDF	Fundo de Fundos de Capital / Quase Capital_3.3; Portugal / NUTS II Região Centro	Fund of funds specific fund	12 Entidades				30/06/2017	62.3	29.5	34.7	1.9	32.8		32.8						.5				.5																					
2014PT16M2OP002	2	ERDF	Fundo de Fundos de Capital / Quase Capital_3.3; Portugal / NUTS II: Centro	Fund of funds	IFD - Instituição Financeira de Desenvolvimento, S.A.		06/05/2015	Yes	01/03/2016	60	30	7.5	7.5				.1	.3																													
2014PT16M2OP002	2	ERDF	Fundo de Fundos de Capital / Quase Capital_F200M; Portugal / NUTS II Região Centro	Fund of funds	IFD - Instituição Financeira de Desenvolvimento, S.A.		06/05/2015	Yes	13/09/2017	60	30	4.5	4.5																																		
2014PT16M2OP002	2	ERDF	Fundo de Fundos de Dívida / Garantias_3.3; Portugal / NUTS II: Centro	Fund of funds	IFD - Instituição Financeira de Desenvolvimento, S.A.		06/05/2015	Yes	01/03/2016	28.6	20	7.1	5	2.1	2.1		.2	.2																													
2014PT16M2OP002	2	ERDF	Fundo de Fundos de Dívida / Garantias_3.3; Portugal / NUTS II: Centro	Fund of funds specific fund	Fundo de Contragarantia Mútuo				14/07/2016	19.8	13.8	4	2.8	1.2	1.2							1.9				1.9																					
2014PT16M2OP002	9	ERDF	IFRRU 2020 IF Dívida; Portugal; NUTS II Região Centro	Fund of funds specific fund	4 instituições bancárias: Banco Santander Totta, S.A.; Banco BPI, S.A.; Banco Comercial Português, S.A.; Banco Popular Portugal, S.A				12/07/2017	8.4	6.7	.6	.5	.1	.1																																
2014PT16M2OP002	7	ERDF	IFRRU 2020 IF Dívida; Portugal; NUTS II Região Centro	Fund of funds specific fund	4 instituições bancárias: Banco Santander Totta, S.A.; Banco BPI, S.A.; Banco Comercial Português, S.A.; Banco Popular Portugal, S.A				12/07/2017	3.9	3.1	.3	.2	.1	.1																																
2014PT16M2OP002	9	ERDF	IFRRU 2020 IF Garantia; Portugal; NUTS II Região Centro	Fund of funds specific fund	Fundo de Contragarantia Mútuo que atua através da SPGM Sociedade de Investimento, S.A.				20/07/2017	3.5	3.5																																				
2014PT16M2OP002	7	ERDF	IFRRU 2020 IF Garantia; Portugal; NUTS II Região Centro	Fund of funds specific fund	Fundo de Contragarantia Mútuo que atua				20/07/2017	1.5	1.5																																				

I. Identification and description of the entities which implement FIS					II. Amounts of OP contributions committed and paid to FIS at the end of 2017, in EUR mln											III. Investments made in final recipients at the end of 2017, in EUR mln																							
1	2	3	4	5	6		8	9	10	11		12		14	15	16-17+18		19	20		22-23+24+25+26			23	24	25	26	27-28+29+30+31			28	29	30	31	32	33	34		
CCI	Priority Axis	ESI Fund	Name and address of Financial Instrument	Type of financial instrument	Name of implementing body		Ex ante assessment completed	Selection/designation procedure launched	Signature of the funding agreement	OP amounts committed to FI	Out of which		Out of which		Out of which national cofinancing	Out of which		MCF paid	Out of which		OP amount paid to final recipients	Out of which			ESIF amounts paid to final recipients	Out of which			national public cofinancing paid to final recipients	national private cofinancing paid to final recipients	Amount of loans issued backed by guarantees								
					Name of the body implementing the financial instrument	Official address/place of business (country and town name)					ERDF	CF	ERDF	CF		public cofinancing	private cofinancing		base remuneration	performance based remuneration		loans	guarantees	equity		other financial instruments	loans	guarantees				equity	other financial instruments						
			II Região Centro	fund		através da SPGM Sociedade de Investimento, S.A.																																	
2014PT16M2OP002	7	ERDF	Instrumento Financeiro para Reabilitação e Revitalização Urbanas (IFRRU 2020) EP7; Portugal / NUTS II: Centro	Fund of funds		Estutura de Gestão do Instrumento Financeiro para Reabilitação e Revitalização Urbanas (EG IFRRU 2020)	Portugal / Lisboa	18/09/2015	Yes	13/09/2016	11.6	5	1.3	1.2		.1	.1			0	0																		
2014PT16M2OP002	9	ERDF	Instrumento Financeiro para Reabilitação e Revitalização Urbanas (IFRRU 2020) EP9; Portugal / NUTS II: Centro	Fund of funds		Estutura de Gestão do Instrumento Financeiro para Reabilitação e Revitalização Urbanas (EG IFRRU 2020)	Portugal / Lisboa	18/09/2015	Yes	13/09/2016	25.6	11	2.9	2.8		.2	.2			0	0																		
2014PT16M2OP003	1	ERDF	Fundo de Fundos de Capital / Quase Capital_3.3; Portugal / NUTS II Região Alentejo	Fund of funds specific fund		8 Entidades - Capital Partners, S.A.; EDP Ventures Sociedade de Capital de Risco S.A.; Growth Partners Capital - Sociedade de Capital de Risco, S.A.; Novabase Capital Sociedade de Capital de Risco, S.A.; BlueCrow - Sociedade de Capital de Risco, S.A.; Portugal Capital Ventures - Sociedade de Capital de Risco; Grande Enseada Capital Partners SCR S.A.; Quadrantis Capital - Sociedade de Capital de Risco, S.A.	Portugal / Porto (2); Lisboa (6).			30/06/2017	12.8	5.8	7.5	.5		7																							
2014PT16M2OP003	1	ERDF	Fundo de Fundos de Capital / Quase Capital_3.3; Portugal / NUTS II: Alentejo	Fund of funds		IFD - Instituição Financeira de Desenvolvimento, S.A.	Portugal / Porto	06/05/2015	Yes	01/03/2016	20.4	10.2	2.5	2.5						0	.1																		
2014PT16M2OP003	1	ERDF	Fundo de Fundos de Capital / Quase Capital_200M; Portugal / NUTS II Região Alentejo	Fund of funds		IFD - Instituição Financeira de Desenvolvimento, S.A.	Portugal / Porto	06/05/2015	Yes	13/09/2017	34	17	2.5	2.5																									
2014PT16M2OP003	1	ERDF	Fundo de Fundos de Dívida / Garantias_3.3; Portugal / NUTS II: Alentejo	Fund of funds specific fund		Fundo de Contragarantia Mútuo	Portugal / Porto			14/07/2016	20.1	14.1	4	2.8		1.2	1.2					.2					.1			.1			.1				2		
2014PT16M2OP003	1	ERDF	Fundo de Fundos de Dívida / Garantias_3.3; Portugal / NUTS II: Alentejo	Fund of funds		IFD - Instituição Financeira de Desenvolvimento, S.A.	Portugal / Porto	06/05/2015	Yes	01/03/2016	29.1	20.4	7.3	5.1		2.2	2.2			.2	.2																		
2014PT16M2OP003	4	ERDF	IFRRU 2020 IF Dívida; Portugal / NUTS II Região Alentejo	Fund of funds specific fund		4 instituições bancárias: Banco Santander Totta, S.A.; Banco BPI, S.A.; Banco Comercial	Portugal / Lisboa (2) e Porto (2).			12/07/2017	12.6	10.5	.9	.7		.1	.1																						

I. Identification and description of the entities which implement FIS						II. Amounts of OP contributions committed and paid to FIS at the end of 2017, in EUR mln														III. Investments made in final recipients at the end of 2017, in EUR mln																
1	2	3	4	5	6	7	8	9	10	11	12	13-14-15-16	14	15	16-17-18	17	18	19	20	21	22-23-24-25-26	23	24	25	26	27-28-29-30-31	28	29	30	31	32	33	34			
CCI	Priority Axis	ESI Fund	Name and address of Financial Instrument	Type of financial instrument	Name of the body implementing the financial instrument	Official address/place of business (country and town name)	Ex ante assessment completed	Selection/designation procedure launched	Signature of the funding agreement	OP amounts commitment to FI	Out of which		Out of which		Out of which		MCF paid	Out of which		OP amount paid to final recipients	Out of which				Out of which				national public cofinancing paid to final recipients	national private cofinancing paid to final recipients	Amount of loans issued backed by guarantees					
											ERDF	CF	ERDF	CF	Out of which national cofinancing	public cofinancing		private cofinancing	base remuneration		performance based remuneration	loans	guarantees	equity	other financial instruments	ESIF amounts paid to final recipients	loans	guarantees				equity	other financial instruments			
					Português, S.A.; Banco Popular Portugal, S.A.																															
2014PT16M2OP003	6	ERDF	IFRRU 2020 IF Divida; Portugal / NUTS II Região Alentejo	Fund of funds specific fund	4 instituições bancárias: Banco Santander Totta, S.A.; Banco BPI, S.A.; Banco Comercial Português, S.A.; Banco Popular Portugal, S.A.	Portugal / Lisboa (2) e Porto (2).			12/07/2017	.5	.4	0	0	0	0																					
2014PT16M2OP003	8	ERDF	IFRRU 2020 IF Divida; Portugal / NUTS II Região Alentejo	Fund of funds specific fund	4 instituições bancárias: Banco Santander Totta, S.A.; Banco BPI, S.A.; Banco Comercial Português, S.A.; Banco Popular Portugal, S.A.	Portugal / Lisboa (2) e Porto (2).			12/07/2017	1	.8	.1	.1	0	0																					
2014PT16M2OP003	8	ERDF	IFRRU 2020 IF Garantia; Portugal / NUTS II Região Alentejo	Fund of funds specific fund	Fundo de Contragarantia Mútuo que atua através da SPGM Sociedade de Investimento, S.A.	Portugal / Porto			20/07/2017	.1	.1																									
2014PT16M2OP003	6	ERDF	IFRRU 2020 IF Garantia; Portugal / NUTS II Região Alentejo	Fund of funds specific fund	Fundo de Contragarantia Mútuo que atua através da SPGM Sociedade de Investimento, S.A.	Portugal / Porto			20/07/2017	0	0																									
2014PT16M2OP003	4	ERDF	IFRRU 2020 IF Garantia; Portugal / NUTS II Região Alentejo	Fund of funds specific fund	Fundo de Contragarantia Mútuo que atua através da SPGM Sociedade de Investimento, S.A.	Portugal / Porto			20/07/2017	1.3	1.3																									
2014PT16M2OP003	4	ERDF	Instrumento Financeiro para Reabilitação e Revitalização Urbanas (IFRRU 2020) EP4; Portugal / NUTS II: Região Alentejo	Fund of funds	Estrutura de Gestão do Instrumento Financeiro para Reabilitação e Revitalização Urbanas (EG IFRRU 2020)	Portugal / Lisboa	18/09/2015	Yes	13/09/2016	30.1	13	3.5	3.2		.2	.2		0	0																	
2014PT16M2OP003	6	ERDF	Instrumento Financeiro para Reabilitação e Revitalização Urbanas (IFRRU 2020) EP5; Portugal / NUTS II: Região Alentejo	Fund of funds	Estrutura de Gestão do Instrumento Financeiro para Reabilitação e Revitalização Urbanas (EG IFRRU 2020)	Portugal / Lisboa	18/09/2015	Yes	13/09/2016	1.2	.5	.1	.1		0	0		0	0																	
2014PT16M2OP003	8	ERDF	Instrumento Financeiro para Reabilitação e Revitalização Urbanas (IFRRU 2020) EP8; Portugal / NUTS II: Região Alentejo	Fund of funds	Estrutura de Gestão do Instrumento Financeiro para Reabilitação e Revitalização Urbanas (EG IFRRU 2020)	Portugal / Lisboa	18/09/2015	Yes	13/09/2016	2.3	1	.3	.2		0	0		0	0																	
2014PT16M2OP004	3	ERDF	Fundo de Fundos de Capital / Quase Capital_3.1; Portugal / NUTS II Região Açores	Fund of funds	IFD - Instituição Financeira de Desenvolvimento, S.A.	Portugal / Porto	06/05/2015	Yes	08/03/2017	3.5	3																									
2014PT16M2OP004	3	ERDF	Fundo de Fundos de Capital / Quase Capital_3.2; Portugal / NUTS II Região Açores	Fund of funds	IFD - Instituição Financeira de Desenvolvimento, S.A.	Portugal / Porto	06/05/2015	Yes	08/03/2017	1.2	1																									
2014PT16M2OP004	3	ERDF	Fundo de	Fund of	IFD - Instituição	Portugal /	06/05/2015	Yes	08/03/2017	4.7	4																									



I. Identification and description of the entities which implement FIS					II. Amounts of OP contributions committed and paid to FIS at the end of 2017, in EUR mln													III. Investments made in final recipients at the end of 2017, in EUR mln																												
1	2	3	4	5	6		8	9	10	11		12		13-14-15-16		14	15	16-17+18	17	18	19	20		21			22-23+24+25+26			23	24	25	26	27-28+29+30+31			28	29	30	31	32	33	34			
CCI	Priority Axis	ESI Fund	Name and address of Financial Instrument	Type of financial instrument	Name of implementing body		Ex ante assessment completed	Selection/designation procedure launched	Signature of the funding agreement	OP amounts commitment to FI	Out of which		Out of which		Out of which national cofinancing	Out of which		MCF paid	base remuneration	performance based remuneration	OP amount paid to final recipients	Out of which				ESIF amounts paid to final recipients	Out of which				national public cofinancing paid to final recipients	national private cofinancing paid to final recipients	Amount of loans issued backed by guarantees													
					ERDF	CF					ERDF	CF	public cofinancing	private cofinancing		loans	guarantees					equity	other financial instruments	loans	guarantees		equity	other financial instruments																		
			Fundos de Capital / Quase Capital 3.3; Portugal / NUTS II Região Açores	funds	Finaceira de Desenvolvimento, S.A.	Porto																																								
2014PT16M2OP004	3	ERDF	Fundo de Fundos de Capital / Quase Capital 3.4; Portugal / NUTS II Região Açores	Fund of funds	IFD - Instituição Financeira de Desenvolvimento, S.A.	Portugal / Porto	06/05/2015	Yes	08/03/2017	2.3	2																																			
2014PT16M2OP004	3	ERDF	Fundo de Fundos de Dívida / Garantias 3.2; Portugal / NUTS II Região Açores	Fund of funds	IFD - Instituição Financeira de Desenvolvimento, S.A.	Portugal / Porto	06/05/2015	Yes	08/03/2017	2	2																																			
2014PT16M2OP004	3	ERDF	Fundo de Fundos de Dívida / Garantias 3.3; Portugal / NUTS II Região Açores	Fund of funds	IFD - Instituição Financeira de Desenvolvimento, S.A.	Portugal / Porto	06/05/2015	Yes	08/03/2017	2	2																																			
2014PT16M2OP004	3	ERDF	Fundo de Fundos de Dívida / Garantias 3.4; Portugal / NUTS II Região Açores	Fund of funds	IFD - Instituição Financeira de Desenvolvimento, S.A.	Portugal / Porto	06/05/2015	Yes	08/03/2017	6	6																																			
2014PT16M2OP004	4	ERDF	IFRRU 2020 IF Dívida; Portugal; NUTS I Região Autónoma Açores	Fund of funds specific fund	4 instituições bancárias: Banco Santander Totta, S.A.; Banco BPI, S.A.; Banco Comercial Português, S.A.; Banco Popular Portugal, S.A.	Portugal / Lisboa (2); Porto (2)			12/07/2017	.4	.4	0	0		0	0																														
2014PT16M2OP004	6	ERDF	IFRRU 2020 IF Dívida; Portugal; NUTS I Região Autónoma Açores	Fund of funds specific fund	4 instituições bancárias: Banco Santander Totta, S.A.; Banco BPI, S.A.; Banco Comercial Português, S.A.; Banco Popular Portugal, S.A.	Portugal / Lisboa (2); Porto (2)			12/07/2017	.9	.9	.1	.1		0	0																														
2014PT16M2OP004	4	ERDF	Instrumento Financeiro para Reabilitação e Revitalização Urbanas (IFRRU 2020) EP4; Portugal / NUTS I: Região dos Açores	Fund of funds	Estutura de Gestão do Instrumento Financeiro para Reabilitação e Revitalização Urbanas (EG IFRRU 2020)	Portugal / Lisboa	06/01/2016	Yes	13/09/2016	1	.4	.1	.1		0	0																														
2014PT16M2OP004	6	ERDF	Instrumento Financeiro para Reabilitação e Revitalização Urbanas (IFRRU 2020) EP6; Portugal / NUTS I: Região Açores	Fund of funds	Estutura de Gestão do Instrumento Financeiro para Reabilitação e Revitalização Urbanas (EG IFRRU 2020)	Portugal / Lisboa	18/09/2015	Yes	13/09/2016	3.3	1.4	.4	.3		0	0																														
2014PT16M2OP005	2	ERDF	Fundo de Fundos de Capital / Quase Capital 3.1; Portugal / NUTS II: Lisboa	Fund of funds	IFD - Instituição Financeira de Desenvolvimento, S.A.	Portugal / Porto	06/05/2015	Yes	01/03/2016	5.8	2.3	.5	.5				0	0																												
2014PT16M2OP005	2	ERDF	Fundo de Fundos de Capital / Quase Capital 3.1; Portugal / NUTS II: Lisboa	Fund of funds specific fund	8 Entidades	Portugal / Coimbra (2); Lisboa (5); Santarém (1)			22/12/2016	3.8	1.4																																			
2014PT16M2OP005	2	ERDF	Fundo de	Fund of	IFD - Instituição	Portugal /	06/05/2015	Yes	01/03/2016	15	6	1.5	1.5				0	0																												

I. Identification and description of the entities which implement FIS						II. Amounts of OP contributions committed and paid to FIS at the end of 2017, in EUR mln														III. Investments made in final recipients at the end of 2017, in EUR mln																													
1	2	3	4	5	6	7	8	9	10	11		12		13-14+15+16		14	15	16+17+18		17	18	19	20		21				22-23+24+25+26				23	24	25	26	27-28+29+30+31				28	29	30	31	32	33	34		
CCI	Priority Axis	ESI Fund	Name and address of Financial Instrument	Type of financial instrument	Name of the body implementing the financial instrument		Ex ante assessment completed	Selection/designation procedure launched	Signature of the funding agreement	OP amounts committed to FI	Out of which		Out of which		Out of which		MCF paid	base remuneration	performance based remuneration	OP amount paid to final recipients	Out of which				ESIF amounts paid to final recipients	Out of which				national public cofinancing paid to final recipients	national private cofinancing paid to final recipients	Amount of loans issued backed by guarantees																	
					ERDF	CF					ERDF	CF	public cofinancing	private cofinancing	loans	guarantees					equity	other financial instruments	loans	guarantees		equity	other financial instruments																						
			Fundos de Capital / Cluse Capital 3.3; Portugal / NUTS II: Lisboa	funds	Finaceira de Desenvolvimento, S.A.	Porto																																											
2014PT16M2OP005	2	ERDF	Fundo de Fundos de Capital / Cluse Capital 3.3; Portugal / NUTS II Região Lisboa	Fund of funds specific fund	7 Entidades	Portugal / Porto (1); Lisboa (6).		30/06/2017	14.1	5.1		.4	.4																																				
2014PT16M2OP005	2	ERDF	Fundo de Fundos de Dívida / Garrantias 3.3; Portugal / NUTS II: Lisboa	Fund of funds	FD - Instituição Financeira de Desenvolvimento, S.A.	Portugal / Porto	06/05/2015	Yes	01/03/2016	10	4		2.5	1	1.5	1.5			.1	0																													
2014PT16M2OP005	2	ERDF	Fundo de Fundos de Dívida / Garrantias 3.3; Portugal / NUTS II: Lisboa	Fund of funds specific fund	Fundo de Contragarantia Mutuo	Portugal / Porto		14/07/2016	6.9	2.8		1.4	.6	.8	.8						.1																											1.6	
2014PT16M2OP005	8	ERDF	IFRRU 2020 IF Dívida; Portugal; NUTS II Região Lisboa	Fund of funds specific fund	4 instituições bancárias: Banco Santander Totta, S.A.; Banco BPI, S.A.; Banco Comercial Português, S.A.; Banco Popular Portugal, S.A.	Portugal / Lisboa (2) e Porto (2)		12/07/2017	13.6	5.4		.9	.4	.6	.6																																		
2014PT16M2OP005	8	ERDF	IFRRU 2020 IF Garantia; Portugal; NUTS II Região Lisboa	Fund of funds specific fund	Fundo de Contragarantia Mutuo que atua através da SPGM Sociedade de Investimento, S.A.	Portugal, Porto		20/07/2017	2.9	2.9																																							
2014PT16M2OP005	8	ERDF	Instrumento Financeiro para Reabilitação e Revitalização Urbanas (IFRRU 2020); Portugal / NUTS II: Região Lisboa	Fund of funds	Estrutura de Gestão do Instrumento Financeiro para Reabilitação e Revitalização Urbanas (EG IFRRU 2020)	Portugal / Lisboa	18/09/2015	Yes	13/09/2016	35.5	9		3.1	2.2	.8	.8				0	0																												
2014PT16M2OP006	8	ERDF	IFRRU 2020 IF Dívida; Portugal; NUTS I Região Autónoma Madeira	Fund of funds specific fund	4 instituições bancárias: Banco Santander Totta, S.A.; Banco BPI, S.A.; Banco Comercial Português, S.A.; Banco Popular Portugal, S.A.	Portugal / Lisboa (2); Porto (2)		12/07/2017	.8	.7		.1	0	0	0	0																																	
2014PT16M2OP006	5	ERDF	IFRRU 2020 IF Dívida; Portugal; NUTS I Região Autónoma Madeira	Fund of funds specific fund	4 instituições bancárias: Banco Santander Totta, S.A.; Banco BPI, S.A.; Banco Comercial Português, S.A.; Banco Popular Portugal, S.A.	Portugal / Lisboa (2); Porto (2)		12/07/2017	2	1.7		.1	.1	0	0																																		
2014PT16M2OP006	4	ERDF	IFRRU 2020 IF Dívida; Portugal; NUTS I Região Autónoma da Madeira	Fund of funds specific fund	4 instituições bancárias: Banco Santander Totta, S.A.; Banco BPI, S.A.; Banco Comercial Português, S.A.; Banco Popular Portugal, S.A.	Portugal / Lisboa (2); Porto (2)		12/07/2017	.5	.4		0	0	0	0																																		
2014PT16M2OP006	4	ERDF	Instrumento Financeiro para Reabilitação e Revitalização Urbanas (IFRRU 2020) EPA; Portugal / NUTS I: Região	Fund of funds	Estrutura de Gestão do Instrumento Financeiro para Reabilitação e Revitalização Urbanas (EG IFRRU 2020)	Portugal / Lisboa	06/01/2016	Yes	13/09/2016	1.2	.5		0		0	0																																	

I. Identification and description of the entities which implement FIS						II. Amounts of OP contributions committed and paid to FIS at the end of 2017, in EUR mln											III. Investments made in final recipients at the end of 2017, in EUR mln																			
1	2	3	4	5	6	7	8	9	10	11	12	13-14-15-16	14	15	16-17-18	17	18	19	20	21	22-23-24+25+26	23	24	25	26	27-28+29+30+31	28	29	30	31	32	33	34			
CCI	Priority Axis	ESI Fund	Name and address of Financial Instrument	Type of financial instrument	Name of the body implementing the financial instrument		Ex ante assessment completed	Selection/designation procedure launched	Signature of the funding agreement	OP amounts commitment to FI	Out of which		Out of which		Out of which national cofinancing	Out of which		MCF paid	Out of which		OP amount paid to final recipients	Out of which				Out of which				national public cofinancing paid to final recipients	national private cofinancing paid to final recipients	Amount of loans issued backed by guarantees				
					Name of the body	Official address (place of business (country and town name))					ERDF	CF	ERDF	CF		public cofinancing	private cofinancing		base remuneration	performance based remuneration		loans	guarantees	equity	other financial instruments	loans	guarantees	equity	other financial instruments							
2014PT16M2OP006	5	ERDF	Instrumento Financeiro para Reabilitação e Revitalização Urbana (IFRRU 2020) EPS; Portugal / NUTS I: Região da Madeira	Fund of funds	Estutura de Gestão do Instrumento Financeiro para Reabilitação e Revitalização Urbana (EG IFRRU 2020)	Portugal / Lisboa	18/09/2015	Yes	13/09/2016	4.4	1.9	.5	.5	0	0	0	0	0	0																	
2014PT16M2OP006	8	ERDF	Instrumento Financeiro para Reabilitação e Revitalização Urbana (IFRRU 2020) EP8; Portugal / NUTS I: Região da Madeira	Fund of funds	Estutura de Gestão do Instrumento Financeiro para Reabilitação e Revitalização Urbana (EG IFRRU 2020)	Portugal / Lisboa	18/09/2015	Yes	13/09/2016	1.8	.8	.2	.2	0	0	0	0	0	0																	
2014PT16M2OP007	2	ERDF	Fundo de Fundos de Capital / Quase Capital_F200M; Portugal / NUTS II Região Algarve	Fund of funds	IFD - Instituição Financeira de Desenvolvimento, S.A.	Portugal / Porto	06/05/2015	Yes	13/09/2017	4	2	.3	.3																							
2014PT16M2OP007	2	ERDF	Fundo de Fundos de Capital / Quase Capital_3.1; Portugal / NUTS II: Algarve	Fund of funds	IFD - Instituição Financeira de Desenvolvimento, S.A.	Portugal / Porto	06/05/2015	Yes	01/03/2016	3.7	1.8	.4	.4					0	0																	
2014PT16M2OP007	2	ERDF	Fundo de Fundos de Capital / Quase Capital_3.3; Portugal / NUTS II: Algarve	Fund of funds	IFD - Instituição Financeira de Desenvolvimento, S.A.	Portugal / Porto	06/05/2015	Yes	01/03/2016	4	2	.5	.5					0	0																	
2014PT16M2OP007	2	ERDF	Fundo de Fundos de Dívida / Garantias_3.3; Portugal / NUTS II: Algarve	Fund of funds	IFD - Instituição Financeira de Desenvolvimento, S.A.	Portugal / Porto	06/05/2015	Yes	01/03/2016	1	.5	.3	.1	.1	.1	.1		0	0																	
2014PT16M2OP007	2	ERDF	Fundo específico de Capital / Quase Capital_3.1; Portugal / NUTS II: Algarve	Fund of funds specific fund	5 Entidades	Portugal / Lisboa (3); Santarém (1); Portimão (1).			27/12/2016	2.5	1																									
2014PT16M2OP007	2	ERDF	Fundo específico de Capital / Quase Capital_3.3; Portugal / NUTS II Região Algarve	Fund of funds specific fund	6 Entidades	Portugal / Porto (1); Lisboa (5).			30/06/2017	4.5	2	.1	.1																							
2014PT16M2OP007	2	ERDF	Fundo específico de Dívida / Garantias_3.3; Portugal / NUTS II: Algarve	Fund of funds specific fund	FCGM (Fundo de Contragarantia Mutuo)	Portugal / Porto			14/07/2016	.7	.3	.1	.1	.1	.1																					
2014PT16M2OP007	4	ERDF	IFRRU 2020 IF Dívida; Portugal; NUTS II Região Algarve	Fund of funds specific fund	4 instituições bancárias: Banco Santander Totta, S.A.; Banco BPI, S.A.; Banco Comercial Português, S.A.; Banco Popular Portugal, S.A.	Portugal / Lisboa (2); Porto (2)			12/07/2017	7.9	6.3	.5	.4	.1	.1																					
2014PT16M2OP007	4	ERDF	Instrumento Financeiro para Reabilitação e Revitalização	Fund of funds	Estutura de Gestão do Instrumento Financeiro para	Portugal / Lisboa	18/09/2015	Yes	13/09/2016	17.2	7	1.9	1.7	.2	.2			0	0																	

I. Identification and description of the entities which implement FIS									II. Amounts of OP contributions committed and paid to FIS at the end of 2017, in EUR mln											III. Investments made in final recipients at the end of 2017, in EUR mln																
1	2	3	4	5	6		8	9	10	11-12		13-14+15+16		14	15	16+17+18	17	18	19	20		22+23+24+25+26				27+28+29+30+31				28	29	30	31	32	33	34
CCI	Priority Axis	ESI Fund	Name and address of Financial Instrument	Type of financial instrument	Name of implementing body		Ex ante assessment completed	Selection/designation procedure launched	Signature of the funding agreement	OP amounts committed to FI	Out of which		Out of which		Out of which national cofinancing	Out of which		MCF paid	Out of which		OP amount paid to final recipients	Out of which				Out of which				national public cofinancing paid to final recipients	national private cofinancing paid to final recipients	Amount of loans issued backed by guarantees				
					Name of the body implementing the financial instrument	Official address/place of business (country and town name)					ERDF	CF	ERDF	CF		public cofinancing	private cofinancing		base remuneration	performance based remuneration		loans	guarantees	equity	other financial instruments	loans	guarantees	equity	other financial instruments							
			Urbanas (IFRRU 2020) EPA; Portugal / NUTS II: Região Algarve		Reabilitação e Revitalização Urbanas (EG IFRRU 2020)																															
2014PT16M3OP001	II	ERDF	Fundo de Fundos de Capital / Quase Capital S.1.; Portugal / NUTS II: Norte, Centro e Alentejo	Fund of funds	IFD - Instituição Financeira de Desenvolvimento, S.A.	Portugal / Porto	06/05/2015	Yes	01/03/2016	102.4	60	12.5	12.5							.2	.7															
2014PT16M3OP001	II	ERDF	Linha de Financiamento a Entidades Veiculo de Business Angels, Linha de Financiamento a Fundos de Capital de Risco ; Portugal / NUTS II: Norte, Centro e Alentejo	Fund of funds specific fund	33 Entidades	Portugal / Braga (1); Porto (8); Coimbra (5); Castelo Branco (1); Lisboa (17); Setúbal (1)			20/12/2016	86.2	42.9	8.2	4.1	4.1								.6		.6		.4				.4				.2		

19. Romania

I. Identification and description of the entities which implment FIs									II. Amounts of OP contributions committed and paid to FIs at the end of 2017, in EUR mln											III. Investments made in final recipients at the end of 2017, in EUR mln															
1	2	3	4	5	6	7	8	9	10	11	12	13=14+15+16	14	15	16=17+18	17	18	19	20	21	22=23+24+25+26	23	24	25	26	27=28+29+30+31	28	29	30	31	32	33	34		
CCI	Priority Axis	ESI Fund	Name and address of Financial Instrument	Type of financial instrument	Name of the implementing body	Official address/place of business (country and town name)	Ex ante assessment completed	Selection/designation procedure launched	Signature of the funding agreement	OP amounts commitment to FI	Out of which		OP amounts paid to FI	Out of which		Out of which national cofinancing	Out of which		MCF paid	Out of which		OP amount paid to final recipients	Out of which				ESIF amounts paid to final recipients	Out of which				national public cofinancing paid to final recipients	national private cofinancing paid to final recipients	Amount of loans issued backed by guarantees	
											ERDF	CF		ERDF	CF		public cofinancing	private cofinancing		base remuneration	performance based remuneration		loans	guarantees	equity	other financial instruments		loans	guarantees	equity	other financial instruments				
2014RO16RFOP001	AP1	ERDF	Capital de risc; Romania	Fund of funds	Fondul European de Investitii		06/04/2016	Yes	20/09/2016	22																									
2014RO16RFOP001	AP1	ERDF	Împrumuturi cu partajarea riscului și dobândă subvenționată - Romania	Fund of funds	Fondul European de Investitii	Luxembourg	06/04/2016	Yes	20/09/2016	15.2																									
2014RO16RFOP002	AP2	ERDF	Fond de capital de risc; ROMANIA, BUCUREȘTI	Fund of funds	Fondul European de Investitii	ROMANIA, BUCUREȘTI	06/04/2016	Yes	21/07/2017	58.8	50	0		25	0	4.4	4.4	0	0	0	0														
2014RO16RFOP002	AP2	ERDF	Portofoliu de credite cu partajarea riscului; ROMANIA, BUCUREȘTI	Fund of funds	Fondul European de Investitii	ROMANIA, BUCUREȘTI	06/04/2016	No		0	0	0	0	0	0	0	0	0	0	0															
2015RO16RFSM001	AP 1	ERDF	Instrument de garanție neplafonată; ROMANIA, BUCUREȘTI	Fund of funds	Fondul European de Investitii	ROMANIA, BUCUREȘTI	06/04/2016	Yes	20/10/2016	100	100	0		0	0	0	0	0	0	0															

I. Identification and description of the entities which implement FIs									II. Amounts of OP contributions committed and paid to FIs at the end of 2017, in EUR mln												III. Investments made in final recipients at the end of 2017, in EUR mln													
1	2	3	4	5	6	7	8	9	10	11	12	13=14+15+16	14	15	16=17+18	17	18	19	20	21	22=23+24+25+26	23	24	25	26	27=28+29+30+31	28	29	30	31	32	33	34	
CCI	Priority Axis	ESI Fund	Name and address of Financial Instrument	Type of financial instrument	Name of the body implementing the financial instrument	Official address/place of business (country and town name)	Ex ante assessment completed	Selection/designation procedure launched	Signature of the funding agreement	OP amounts commitment to FI	Out of which		OP amounts paid to FI	Out of which		Out of which national cofinancing	Out of which		MCF paid	base remuneration	performance based remuneration	OP amount paid to final recipients	Out of which				ESIF amounts paid to final recipients	Out of which				national public cofinancing paid to final recipients	national private cofinancing paid to final recipients	Amount of loans issued backed by guarantees
											ERDF	CF		ERDF	CF		public cofinancing	private cofinancing					loans	guarantees	equity	other financial instruments		loans	guarantees	equity	other financial instruments			
						44, 811 09 Bratislava, Slovenská republika																												
2014SK16RFOP001	3	ERDF	Finančný nástroj pre prioritnú os 3 OP Val; n/a	Fund of funds	SZRB Asset Management a.s. (SZRBAM) ako správca SIH	SZRB Asset Management, a.s., Grösslingová 44, 811 09 Bratislava, Slovenská republika	04/03/2015	Yes	11/01/2016	110	93.5	0		23.4	0	4.1	4.1	0	.7	.7	0													
2014SK16RFOP001	4	ERDF	Finančný nástroj pre prioritnú os 4 OP Val; n/a	Fund of funds	SZRB Asset Management a.s. (SZRBAM) ako správca SIH	SZRB Asset Management, a.s., Grösslingová 44, 811 09 Bratislava, Slovenská republika	04/03/2015	Yes	11/01/2016	10.4	5.2	0		1.3	0	1.3	1.3	0	.1	.1	0													
2014SK16RFOP001	1	ERDF	Finančný nástroj pre špecifický cieľ 1.2.2 OP Val; n/a	Fund of funds	SZRB Asset Management a.s. (SZRBAM) ako správca SIH	SZRB Asset Management, a.s., Grösslingová 44, 811 09 Bratislava, Slovenská republika	11/10/2017	Yes	16/11/2017	29.4	25	0		6.2	0	1.1	1.1	0	0	0	0													
2014SK16RFOP001	2	ERDF	Finančný nástroj pre špecifický cieľ 2.2.2 OP Val; n/a	Fund of funds	SZRB Asset Management a.s. (SZRBAM) ako správca SIH	SZRB Asset Management, a.s., Grösslingová 44, 811 09 Bratislava, Slovenská republika	11/10/2017	Yes	16/11/2017	5	2.5	0		.6	0	.6	.6	0	0	0	0													
2014SK16RFOP002	3	ERDF	Slovak Investment Holding, a.s. (SIH), Finančný nástroj pre IROP, Prioritná os 3, n/a	Fund of funds	SZRB Asset Management a.s. (SZRBAM) ako správca SIH	SZRBAM, Groslingova 44, 811 09 Bratislava, Slovenská republika	04/03/2015	Yes	28/05/2015	5.9				1.3		.2	.2		0	0	0													
2014SK16RFOP002	4	ERDF	Slovak Investment Holding, a.s. (SIH), Finančný nástroj pre IROP, Prioritná os 4, n/a	Fund of funds	SZRB Asset Management a.s. (SZRBAM) ako správca SIH	SZRBAM, Groslingova 44, 811 09 Bratislava, Slovenská republika	04/03/2015	Yes	28/05/2015	139.2				27.8		7	7		1	1	0													
2014SK16RFOP002	4	ERDF	Štátny fond rozvoja bývania, Finančný nástroj pre IROP, Prioritná os 4,	Fund of funds	Štátny fond rozvoja bývania	Lamačská cesta 8 833 04 Bratislava 37		Yes	12/10/2017	139.2				29.6		5.2	5.2																	

21. Slovenia

I. Identification and description of the entities which implement FIs									II. Amounts of OP contributions committed and paid to FIs at the end of 2017, in EUR mln											III. Investments made in final recipients at the end of 2017, in EUR mln																
1	2	3	4	5	6		8	9	10	11	12	13=14+15+16		14	15	16=17+18		17	18	19	20		22=23+24+25+26				27=28+29+30+31				32	33	34			
CCI	Priority Axis	ESI Fund	Name and address of financial instrument	Type of financial instrument	Name of the body implementing the financial instrument	Official address/place of business (country and town name)	Ex ante assessment completed	Selection/designation procedure launched	Signature of the funding agreement	OP amounts commitment to FI	Out of which		OP amounts paid to FI	Out of which		Out of which national cofinancing	Out of which		MCF paid	Out of which		OP amount paid to final recipients	Out of which				Out of which				national public cofinancing paid to final recipients	national private cofinancing paid to final recipients	Amount of loans issued backed by guarantees			
											ERDF	CF		ERDF	CF		public cofinancing	private cofinancing		base remuneration	performance based remuneration		loans	guarantees	equity	other financial instruments	loans	guarantees	equity	other financial instruments						
2014S16MAOP001	04	CF	Finančni instrumenti 2014 - 2020; Slovenija, Ljubljana	Fund of funds	SID - Slovenska izvozna in razvojna banka, d.d., Ljubljana	Ulica Josipine Turnograjske 6, 1000 Ljubljana, Slovenija	27/11/2015	Yes	24/11/2017	29.4	0	25		0	6.3	0	0	0	0	0	0	0														
2014S16MAOP001	03	ERDF	Finančni instrumenti 2014 - 2020; Slovenija, Ljubljana	Fund of funds	SID - Slovenska izvozna in razvojna banka, d.d., Ljubljana	Ulica Josipine Turnograjske 6, 1000 Ljubljana, Slovenija	27/11/2015	Yes	24/11/2017	187.6	135	0		33.8	0	0	0	0	0	0	0	0														
2014S16MAOP001	01	ERDF	Finančni instrumenti 2014 - 2020; Slovenija, Ljubljana	Fund of funds	SID - Slovenska izvozna in razvojna banka, d.d., Ljubljana	Ulica Josipine Turnograjske 6, 1000 Ljubljana, Slovenija	27/11/2015	Yes	24/11/2017	110	88	0		22	0	0	0	0	0	0	0	0														
2014S16MAOP001	06	ERDF	Finančni instrumenti 2014 - 2020; Slovenija, Ljubljana	Fund of funds	SID - Slovenska izvozna in razvojna banka, d.d., Ljubljana	Ulica Josipine Turnograjske 6, 1000 Ljubljana, Slovenija	27/11/2015	Yes	24/11/2017	6.3	5	0		1.3	0	0	0	0	0	0	0	0														
2014S16MAOP001	04	CF	Posebni sklad - EE; Slovenija, Ljubljana	Fund of funds specific fund	SID - Slovenska izvozna in razvojna banka, d.d., Ljubljana	Ulica Josipine Turnograjske 6, 1000 Ljubljana, Slovenija			24/11/2017	29.4	0	25		6.3	0	0	0	0	0	0	0	0														
2014S16MAOP001	03	ERDF	Posebni sklad - MSP; Slovenija, Ljubljana	Fund of funds specific fund	SID - Slovenska izvozna in razvojna banka, d.d., Ljubljana	Ulica Josipine Turnograjske 6, 1000 Ljubljana, Slovenija			24/11/2017	187.6	135	0		33.8	0	0	0	0	0	0	0	0														
2014S16MAOP001	01	ERDF	Posebni sklad - RRI; Slovenija, Ljubljana	Fund of funds specific fund	SID - Slovenska izvozna in razvojna banka, d.d., Ljubljana	Ulica Josipine Turnograjske 6, 1000 Ljubljana, Slovenija			24/11/2017	110	88	0		22	0	0	0	0	0	0	0	0														
2014S16MAOP001	06	ERDF	Posebni sklad - UR; Slovenija, Ljubljana	Fund of funds specific fund	SID - Slovenska izvozna in razvojna banka, d.d., Ljubljana	Ulica Josipine Turnograjske 6, 1000 Ljubljana, Slovenija			24/11/2017	6.3	5	0		1.3	0	0	0	0	0	0	0	0														

22. Spain

I. Identification and description of the entities which implement FIS									II. Amounts of OP contributions committed and paid to FIS at the end of 2017, in EUR mln											III. Investments made in final recipients at the end of 2017, in EUR mln																	
1	2	3	4	5	6	7	8	9	10	11	12	13	14	15	16	17	18	19	20	21	22	23	24	25	26	27	28	29	30	31	32	33	34				
CCI	Priority Axis	ESI Fund	Name and address of Financial Instrument	Type of financial instrument	Name of the body implementing the financial instrument	Official address/place of business (country and town name)	Ex ante assessment completed	Selection/designation procedure launched	Signature of the funding agreement	OP amounts commitment to FI	Out of which		OP amounts paid to FI	Out of which		Out of which national cofinancing	Out of which		Out of which			OP amount paid to final recipients	Out of which				ESIF amounts paid to final recipients	Out of which				national public cofinancing paid to final recipients	national private cofinancing paid to final recipients	Amount of loans issued backed by guarantees			
											ERDF	CF		ERDF	CF		public cofinancing	private cofinancing	MCF paid	base remuneration	performance based remuneration		loans	guarantees	equity	other financial instruments		loans	guarantees	equity	other financial instruments						
2014ES16RFOP009	03	ERDF	Instrumento Financiero de Garantías para Crecimiento Empresarial; ESPAÑA/CASTILLA Y LEÓN	Specific fund	IBERAVAL, S.G.R.	AVDA. DE LA PAZ 10, 09004	14/11/2016	Yes	26/12/2017	61.6	30.8	0		7.7	0	7.7	7.7	0	0	0	0																
2014ES16RFOP009	01	ERDF	Instrumento Financiero de Garantías para Proyectos de I+D+I Empresas Innovadoras; España/Castilla y León	Specific fund	IBERAVAL, S.G.R.	AVDA. DE LA PAZ 10, 09004	14/11/2016	Yes	26/12/2017	19.6	9.8	0		2.4	0	2.4	2.4	0	0	0	0																
2014ES16RFOP010	03	ERDF	CM-PRESTAMOS ADELANTE PYMES Y EMPRENDEDORES; ESPAÑA, Toledo	Specific fund	INSTITUTO DE FINANZAS DE CASTILLA-LA MANCHA	CALLE NUEVA, 4, 45001	16/03/2017	Yes	02/10/2017	39.3	31.4	0		0	0	0	0	0	0	0	0																
2014ES16RFOP011	03	ERDF	ICF Eurocrédit; Gran Via de les Corts Catalanes, 635 08010 Barcelona Catalunya	Direct management	INSTITUT CATALA DE FINANCES	GRAN VIA DE LES CORTS CATALANES, 635 6A, PLANTA, 08010 Barcelona Catalunya	30/06/2015																														
2014ES16RFOP015	01	ERDF	Préstamo pymes Galicia FEDER 2014-2020 EPD1; ESPAÑA, Santiago de Compostela	Specific fund	INSTITUTO GALLEGO DE PROMOCION ECONOMICA	COMPLEXO ADTVO. SAN LAZARO, S/N SANTIAGO, 15781	27/04/2017	Yes	26/09/2017	3	2.4	0		.6	0	.1	.1	0	0	0	0																
2014ES16RFOP015	03	ERDF	Préstamo pymes Galicia FEDER 2014-2020 EPD3; ESPAÑA, Santiago de Compostela	Specific fund	INSTITUTO GALLEGO DE PROMOCION ECONOMICA	COMPLEXO ADTVO. SAN LAZARO, S/N SANTIAGO, 15781	27/04/2017	Yes	26/09/2017	30	0	0		6	0	1.5	1.5	0	0	0	0																
2014ES16RF0001	Eje 3	ERDF	Instrumento financiero de Iniciativa PYME; España/ Madrid	Specific fund			14/12/2013	Yes	26/01/2015	800	800	0		718.8	0	0	0	0	0	0	0																

23. Sweden

I. Identification and description of the entities which implement FIS									II. Amounts of OP contributions committed and paid to FIS at the end of 2017, in EUR mln											III. Investments made in final recipients at the end of 2017, in EUR mln																															
1	2	3	4	5	6		7	8	9	10	11		12	13=14+15+16		14	15	16=17+18		17	18	19	20	21	22=23+24+25+26				23	24	25	26	27=28+29+30+31				28	29	30	31	32	33	34								
CCI	Priority Axis	ESI Fund	Name and address of Financial Instrument	Type of financial instrument	Name of the body implementing the financial instrument	Official address/place of business (country and town name)	Ex ante assessment completed	Selection/designation procedure launched	Signature of the funding agreement	OP amounts commitment to FI	Out of which		OP amounts paid to FI	Out of which		Out of which national cofinancing	Out of which		MCF paid	Out of which			OP amount paid to final recipients	Out of which				ESIF amounts paid to final recipients	Out of which				national public cofinancing paid to final recipients	national private cofinancing paid to final recipients	Amount of loans issued backed by guarantees																
											ERDF	CF		ERDF	CF		public cofinancing	private cofinancing		base remuneration	performance based remuneration	loans		guarantees	equity	other financial instruments	loans		guarantees	equity	other financial instruments																				
2014SE16RFOP001	2	ERDF	ALMI Invest Syd fond II; Scheelevägen 15, 223 63 Lund, Sverige	Specific fund	Almi Invest Syd AB	Scheelevägen 15, 223 63 Lund, Sverige	06/02/2015	Yes	30/09/2015	23.8	11.9	10.2	6	4.2	4.2	4.2	1	1	0	4.3			4.3	2.2			2.2																								
2014SE16RFOP002	3	ERDF	ALMI Invest Småland och öarna fond II; Klubbhusgatan 13, 553 03 Jönköping, Sverige	Specific fund	ALMI Invest Småland och öarna AB	Klubbhusgatan 13, 553 03 Jönköping, Sverige	06/02/2015	Yes	30/09/2015	15	7.5	8.3	1.9	1.9	4.6	4.6				.3	.3	0	1.4			1.4	.7																								
2014SE16RFOP003	2	ERDF	ALMI Invest VästSverige fond II; Lindholmspiren 5, 417 56 Göteborg, Sverige	Specific fund	Almi Invest VästSverige AB	Lindholmspiren 5, 417 56 Göteborg, Sverige	06/02/2015	Yes	30/09/2015	21	7.2	11.9	3.6	8.3	8.3				.8	.8	0	4			4	1.4																									
2014SE16RFOP004	2	ERDF	ALMI Invest Östra Mellansverige Fond II; Platensgatan 29, 582 20 Linköping, Sverige	Specific fund	Almi Invest Östra Mellansverige AB	Platensgatan 29, 582 20 Linköping, Sverige	06/02/2015	Yes	30/09/2015	17.9	8.9	9.2	4.5	4.7	4.7				.7	.7	0	2.9			2.9	1.4																									
2014SE16RFOP005	1	ERDF	ALMI Invest Stockholm Fond II; Klarabergsviadukten 70 Hus A 111 64 Stockholm, Sverige	Specific fund	Almi Invest Stockholm AB	Klarabergsviadukten 70 Hus A, 11164 Stockholm, Sverige	06/02/2015	Yes	30/09/2015	19.1	9.5	9.7	4.8	5	5				.4	.4		2.9			2.9	1.5																									
2014SE16RFOP006	3	ERDF	ALMI Invest Norra Mellansverige fond II; 107 25 Stockholm, Sverige	Specific fund	Almi Invest Norra Mellansverige AB	107 25 Stockholm, Sverige	06/02/2015	Yes	30/09/2015	17.9	8.9	10.6	2.2	8.3	8.3				.3	.3	0	1			1	.5																									
2014SE16RFOP007	3	ERDF	Almi Mitt Fond II; Nybrogatan 13, 871 31 Härmösand, Sverige	Specific fund	Almi Invest Mitt AB	Nybrogatan 13, 871 31 Härmösand, Sverige	06/02/2015	Yes	30/09/2015	17.9	8.9	8.9	2.2	6.6	6.6				.5	.5		1.8			1.8	.9																									
2014SE16RFOP008	3	ERDF	Partnerinvest i Norra Fond II; Storgatan 74, 94132 Piteå, Sverige	Specific fund	Partnerinvest Övre Norrland AB	Storgatan 74, 94132 Piteå, Sverige	06/02/2015	Yes	30/09/2015	19.1	9.5	8	4.8	3.2	3.2				.5	.5		2.9			2.9	1.5																									
2014SE16RFOP009	2	ERDF	Swedish Venture Initiative; Avenue J.F. Kennedy 37 B, Luxemburg/Stockholm Sweden	Fund of funds	European Investment Fund	Avenue J.F. Kennedy 37B, Luxemburg	06/02/2015	Yes	29/04/2016	46.2	23.1	11.6	5.8	5.8	5.8				.3	.3	0																														
2014SE16RFOP009	3	ERDF	ALMI Invest Greentech; Vasagatan 11, Stockholm, Sverige	Specific fund	ALMI Invest Greentech AB	Vasagatan 11, Stockholm, Sverige	06/02/2015	Yes	20/10/2016	77.5	38.7	9.7	9.7																																						

24. United Kingdom

I. Identification and description of the entities which implement FIs									II. Amounts of OP contributions committed and paid to FIs at the end of 2017, in EUR mln											III. Investments made in final recipients at the end of 2017, in EUR mln																								
1	2	3	4	5	6		7	8	9	10	11		12	13=14+15+16		14	15	16=17+18		17	18	19	20		21	22=23+24+25+26				23	24	25	26	27=28+29+30+31			28	29	30	31	32	33	34	
CCI	Priority Axis	ESI Fund	Name and address of financial instrument	Type of financial instrument	Name of the body implementing the financial instrument	Official address/place of business (country and town name)	Ex ante assessment completed	Selection/designation procedure launched	Signature of the funding agreement	OP amounts commitment to FI	Out of which		OP amounts paid to FI	Out of which		Out of which national cofinancing	Out of which		MCF paid	Out of which		OP amount paid to final recipients	Out of which				ESIF amounts paid to final recipients	Out of which				national public cofinancing paid to final recipients	national private cofinancing paid to final recipients	Amount of loans issued backed by guarantees										
											ERDF	CF		ERDF	CF		public cofinancing	private cofinancing		base remuneration	performance based remuneration		loans	guarantees	equity	other financial instruments		loans	guarantees	equity	other financial instruments													
2014UK16RFOP001	1	ERDF	Greater Manchester FoF Partnership - PA1; Greater Manchester Combined Authority, Churchgate House, Oxford Street, Manchester, M1 6EU	Fund of funds	Greater Manchester Evergreen 2 Limited Partnership		18/11/2016	Yes	12/06/2017	76.9		10.3		9.9		.3		.3	0																									
2014UK16RFOP001	1	ERDF	Greater Manchester FoF Partnership - PA1; Greater Manchester Combined Authority, Churchgate House, Oxford Street, Manchester, M1 6EU	Fund of funds specific fund	Greater Manchester FoF Limited Partnership	Greater Manchester Combined Authority, Churchgate House, Oxford Street, M1 6EU			12/06/2017																																			
2014UK16RFOP001	4	ERDF	Greater Manchester FoF Partnership - PA4; Greater Manchester Combined Authority, Churchgate House, Oxford Road, Manchester, M1 6EU	Fund of funds	Greater Manchester FoF Limited Partnership	Greater Manchester Combined Authority, Churchgate House, Oxford Road, Manchester, M1 6EU	18/11/2016	Yes	22/11/2016	76.9		9.9		9.6		.3		.3	0																									
2014UK16RFOP001	4	ERDF	Greater Manchester FoF Partnership - PA4; Greater Manchester Combined Authority, Churchgate House, Oxford Road, Manchester, M1 6EU	Fund of funds specific fund	Greater Manchester FoF Partnership	Greater Manchester Combined Authority, Churchgate House, Oxford Road, M1 6EU			22/11/2016																																			
2014UK16RFOP001	1	ERDF	Midlands Engine Investment Fund - PA1; Foundry House, 3 Millsands, Sheffield, S3 8NH	Fund of funds	The Midlands Engine Investment Fund	Foundry House, 3 Millsands, Sheffield, S3 8NH	11/11/2016	Yes	21/11/2016	4.8		1.8		.5		1.3		1.3	.1																									
2014UK16RFOP001	1	ERDF	Midlands Engine Investment Fund - PA1; Foundry House, 3 Millsands, Sheffield, S3 8NH	Fund of funds specific fund	The Midlands Engine Investment Fund				21/11/2016																																			

I. Identification and description of the entities which implement FIS									II. Amounts of OP contributions committed and paid to FIS at the end of 2017, in EUR mln											III. Investments made in final recipients at the end of 2017, in EUR mln																								
1	2	3	4	5	6		8	9	10	11-12			13+14+15+16	14	15	16=17+18		17	18	19	20		21	22=23+24+25+26				23	24	25	27=28+29+30+31		28	29	30	31	32	33	34					
CCI	Priority Axis	ESI Fund	Name and address of Financial Instrument	Type of financial instrument	Name of implementing body	Official address/place of business (country and town name)	Ex ante assessment completed	Selection/designation procedure launched	Signature of the funding agreement	OP amounts commitment to FI	Out of which		OP amounts paid to FI	Out of which		Out of which national cofinancing	Out of which		MCF paid	Out of which		OP amount paid to final recipients	Out of which				ESIF amounts paid to final recipients	Out of which				national public cofinancing paid to final recipients	national private cofinancing paid to final recipients	Amount of loans issued backed by guarantees										
											ERDF	CF		ERDF	CF		public cofinancing	private cofinancing		base remuneration	performance based remuneration		loans	guarantees	equity	other financial instruments		loans	guarantees	equity	other financial instruments													
			Sheffield, S3 8NH																																									
2014UK16RFOP001	3	ERDF	Midlands Engine Investment Fund - PA3; Foundry House, 3 Millsands, Sheffield S3 8NH	Fund of funds	The Midlands Engine Investment Fund	Foundry House, 3 Millsands, Sheffield, S3 8NH	11/11/2016	Yes	21/11/2016	192.2		73	21.5		51.5						5.3	5.3																						
2014UK16RFOP001	3	ERDF	Midlands Engine Investment Fund - PA3; Foundry House, 3 Millsands, Sheffield, S3 8NH	Fund of funds specific fund	The Midlands Engine Investment Fund	Foundry House, 3 Millsands, Sheffield, S3 8NH			21/11/2016														5																					
2014UK16RFOP001	4	ERDF	Midlands Engine Investment Fund - PA4; Foundry House, 3 Millsands, Sheffield, S3 8NH	Fund of funds specific fund	The Midlands Engine Investment Fund	Foundry House, 3 Millsands, Sheffield, S3 8NH			21/11/2016																																			
2014UK16RFOP001	4	ERDF	Midlands Engine Investment Fund - PA4; Foundry House, 3 Millsands, Sheffield, S3 8NH	Fund of funds	The Midlands Engine Investment Fund	Foundry House, 3 Millsands, Sheffield, S3 8NH	11/11/2016	Yes	21/11/2016	10.6		4	1.2		2.8						.3	.3																						
2014UK16RFOP001	1	ERDF	Northern Powerhouse Investment Fund - PA1; Foundry House, 3 Millsands, Sheffield, S3 8NH	Fund of funds	Northern Powerhouse Investments Limited (NPL)	Foundry House, 3 Millsands, Sheffield, S3 8NH	15/11/2016	Yes	21/11/2016	30.3		8.9	3.1		5.8																													
2014UK16RFOP001	1	ERDF	Northern Powerhouse Investment Fund - PA1; Foundry House, 3 Millsands, Sheffield, S3 8NH	Fund of funds specific fund		Foundry House, 3 Millsands, Sgeffield, S3 8NH			21/11/2016														3.1	3.1															2					
2014UK16RFOP001	3	ERDF	Northern Powerhouse Investment Fund - PA3; Foundry House, 3 Millsands, Sheffield, S3 8NH	Fund of funds specific fund	Northern Powerhouse Investments Limited (NPL)	Foundry House, 3 Millsands, Sheffield, S3 8NH			21/11/2016															32.7	32.7															21.2				
2014UK16RFOP001	3	ERDF	Northern Powerhouse Investment Fund - PA3; Foundry House, 3 Millsands, Sheffield, S3 8NH	Fund of funds	Northern Powerhouse Investments Limited (NPL)	Foundry House, 3 Millsands, Sheffield, S3 8NH	15/11/2016	Yes	21/11/2016	365.1		36.9	12.9		24																													
2014UK16RFOP001	4	ERDF	Northern Powerhouse Investment Fund - PA4; Foundry House, 3 Millsands, Sheffield, S3 8NH	Fund of funds	Northern Powerhouse Investments Limited (NPL)	Foundry House, 3 Millsands, Sheffield, S3 8NH	15/11/2016	Yes	21/11/2016	46.5		5.1	1.8		3.3																													

I. Identification and description of the entities which implement FIs									II. Amounts of OP contributions committed and paid to FIs at the end of 2017, in EUR mln											III. Investments made in final recipients at the end of 2017, in EUR mln													
1	2	3	4	5	6	7	8	9	10	11	12	13=14+15+16	14	15	16=17+18	17	18	19	20	21	22=23+24+25+26	23	24	25	26	27=28+29+30+31	28	29	30	31	32	33	34
CCI	Priority Axis	ESI Fund	Name and address of financial instrument	Type of financial instrument	Name of implementing body	Official address/place of business (country and town name)	Ex ante assessment completed	Selection/designation procedure launched	Signature of the funding agreement	OP amounts committed to FI	Out of which		Out of which national cofinancing	Out of which		MCF paid	Out of which		OP amount paid to final recipients	Out of which				ESIF amounts paid to final recipients	Out of which				national public cofinancing paid to final recipients	national private cofinancing paid to final recipients	Amount of loans issued backed by guarantees		
											ERDF	CF		ERDF	CF		public cofinancing	private cofinancing		base remuneration	performance based remuneration	loans	guarantees		equity	other financial instruments	loans	guarantees				equity	other financial instruments
2014UK16RFOP001	4	ERDF	SNH Northern Powerhouse Investment Fund - PA4;	Fund of funds specific fund				21/11/2016													.8	.8				.3	.3					5	
2014UK16RFOP001	3	ERDF	The North East Fund Supported by ERDF - PA3; Newcastle Upon Tyne, UK	Fund of funds	The North East Fund Limited	First Floor, 33 Grey Street, Newcastle Upon Tyne, NE1 6EE		14/11/2016	Yes	15/11/2016	147																						
2014UK16RFOP001	3	ERDF	The North East Fund Supported by ERDF - PA3; First Floor, 33 Grey Street, Newcastle Upon Tyne, NE1 6EE	Fund of funds specific fund	The North East Fund Limited	First Floor, 33 Grey Street, Newcastle Upon Tyne, NE1 6EE				15/11/2016																							
2014UK16RFOP001	4	ERDF	The North East Fund Supported by ERDF - PA4; First Floor, 33 Grey Street, Newcastle Upon Tyne, NE1 6EE	Fund of funds specific fund	The North East Fund Limited	First Floor, 33 Grey Street, Newcastle Upon Tyne, NE1 6EE				15/11/2016																							
2014UK16RFOP001	4	ERDF	The North East Fund Supported by ERDF - PA4; First Floor, 33 Grey Street, Newcastle Upon Tyne, NE1 6EE	Fund of funds	The North East Fund Limited	First Floor, 33 Grey Street, Newcastle Upon Street, NE1 6EE		14/11/2016	Yes	15/11/2016	13.7																						
2014UK16RFOP003	2	ERDF	Co-Investment Fund I; Northern Ireland, Belfast	Specific fund	Invest NI through Clarendon Fund Managers	Northern Ireland, Belfast	31/03/2014	Yes	22/12/2014	16.6	9.9	14.6	8.7	5.8	.4	5.4	1	1	0	13.5				13.5		8.1			8.1	0	5.4		
2014UK16RFOP003	2	ERDF	Co-Investment Fund II; Northern Ireland, Belfast	Specific fund	Invest NI through Clarendon Fund Managers	Northern Ireland, Belfast	31/03/2014	Yes	12/05/2017	40.4	24.2	1	.6	.4	.2	.3	.4	.4	0	.6				.6		4			.4	0	.3		
2014UK16RFOP003	2	ERDF	Development Fund I (Crescent Capital); Northern Ireland, Belfast	Specific fund	Invest NI through Crescent Capital Limited	Northern Ireland, Belfast	31/03/2014	Yes	20/12/2013	28.4	17	10.6	6.5	4.1	.6	3.6	1.4	1.4	0	9.2				9.2		5.7			5.7	0	3.6		
2014UK16RFOP003	2	ERDF	Development Fund II (Kernel Capital); Northern Ireland, Belfast	Specific fund	Invest NI through The Bank of Ireland Kernel Capital Growth Fund (NI)	Northern Ireland, Belfast	31/03/2014	Yes	10/02/2016	28.4		8.1	4.9	3.2	.5	2.7	1.2	1.2	0	6.9				6.9		4.1			4.1	0	2.7		
2014UK16RFOP003	2	ERDF	techstart NI Queen's University of Belfast; Northern Ireland, Belfast	Specific fund	Invest NI through Pentech Ventures LLP	Northern Ireland, Belfast	31/03/2014	Yes	09/07/2014	4.1	2.4	1.3	.8	.5	.2	.3	.3	.3	0	1				1		.6			.6	.1	.3		
2014UK16RFOP003	2	ERDF	techstart NI SME equity fund; Northern Ireland, Belfast	Specific fund	Invest NI through Pentech Ventures LLP	Northern Ireland, Belfast	31/03/2014	Yes	05/08/2015	42.1		12.4	7.4	5	2.2	2.8	2.1	2.1	0	10.3				10.3		6.2			6.2	1.4	2.8		
2014UK16RFOP003	2	ERDF	techstart NI	Specific	Invest NI		31/03/2014	Yes	09/07/2014	4.1		1.5	.9	.6	.1	.5	.3	.3	0	1.2				1.2		.7			.7	0	.5		

I. Identification and description of the entities which implement FIs									II. Amounts of OP contributions committed and paid to FIs at the end of 2017, in EUR mln											III. Investments made in final recipients at the end of 2017, in EUR mln																				
1	2	3	4	5	6	7	8	9	10	11-12-13=14+15+16			14	15	16=17+18		17	18	19	20		21	22=23+24+25+26				23	24	25	26	27=28+29+30+31			28	29	30	31	32	33	34
CCI	Priority Axis	ESI Fund	Name and address of Financial Instrument	Type of financial instrument	Name of implementing body	Official address/place of business (country and town name)	Ex ante assessment completed	Selection/designation procedure launched	Signature of the funding agreement	OP amounts commitment to FI	Out of which		Out of which	Out of which national cofinancing	Out of which		MCF paid	Out of which		OP amount paid to final recipients	Out of which				ESIF amounts paid to final recipients	Out of which				national public cofinancing paid to final recipients	national private cofinancing paid to final recipients	Amount of loans issued backed by guarantees								
											ERDF	CF			OP amounts paid to FI	ERDF		CF	public cofinancing		private cofinancing	base remuneration	performance based remuneration	loans		guarantees	equity	other financial instruments	loans				guarantees	equity	other financial instruments					
			University of Ulster Equity Fund; Northern Ireland, Belfast	Fund	through Pentech Ventures LLP																																			
2014UK16RFOP004	1	ERDF	SME Holding Fund (1); 5 Atlantic Quay 150 Broomielaw Glasgow Scotland G2 8LU	Fund of funds	Scottish Government	Atlantic Quay 150 Broomielaw Glasgow Scotland G2 8LU	01/02/2015	Yes	13/01/2016	14	14	3.6	3.6																											
2014UK16RFOP004	3	ERDF	SME Holding Fund (3); 5 Atlantic Quay 150 Broomielaw Glasgow Scotland G2 8LU	Fund of funds	Scottish Government	5 Atlantic Quay 150 Broomielaw Glasgow Scotland G2 8LU	01/02/2015	Yes	13/01/2016	42.5	42.5	8.5	8.5																											
2014UK16RFOP004	3	ERDF	Test;	Fund of funds specific fund																																				
2014UK16RFOP005	2	ERDF	The Wales Business Fund (supported by ERDF) SO2.1 NWV; Wales, United Kingdom, Cardiff	Fund of funds	DBW FM Ltd	Wales, United Kingdom, Cardiff	30/09/2015	Yes	15/12/2016	215.1		71.3	32.7	0	38.6	0	38.6	0	0	0																				
2014UK16RFOP005	2	ERDF	The Wales Business Fund (supported by ERDF) SO2.5 WWV; Wales, United Kingdom, Cardiff	Fund of funds	DBW FM Ltd	Wales, United Kingdom, Cardiff	30/09/2015	Yes	15/12/2016	51.8		8.9	4.5	0	4.5	0	4.5	0	0	0																				
2014UK16RFOP006	2	ERDF	The Wales Business Fund (supported by ERDF) SO2.1 EW; Wales, United Kingdom, Cardiff	Fund of funds	DBW FM Ltd	Wales, United Kingdom, Cardiff	30/09/2015	Yes	15/12/2016	27.9		23.3	9.3	0	14	0	14	0	0	0																				
2014UK16RFOP006	2	ERDF	The Wales Business Fund (supported by ERDF) SO2.5 EW; Wales, United Kingdom, Cardiff	Fund of funds	DBW FM Ltd	Wales, United Kingdom, Cardiff	30/09/2015	Yes	15/12/2016	15.8		12.5	5	0	7.5	0	7.5	0	0	0																				

ESF and YEI

1. Executive summary

1.1 Main findings and key figures

By the end of 2017 several FIs had been created with ESF and YEI funds. Managing authorities mainly envisaged loan or micro-loan schemes with two exceptions, a German FI which is reported as an equity scheme and an Italian multi-product scheme. All the FIs were created under thematic objective (TO) 8 ‘promoting sustainable and quality employment and supporting labour mobility’ and under TO 9 ‘promoting social inclusion, combating poverty and any discrimination’.

Managing authorities in 7 Member States reported progress in setting up 33 FIs and, out of the 38 OPs with planned amounts for FIs, the information reported concerns 23 OPs. For almost all reported FIs, the ex-ante assessment, a regulatory precondition for the creation of an FI⁴⁶, took place before the signature of the funding agreement⁴⁷.

On this basis, OP contributions of EUR 557 million were committed to FIs, including EUR 361 million from ESF and EUR 20 million from YEI⁴⁸. Of these, EUR 158 million had been paid to FIs, including EUR 87 million of ESF⁴⁹ and 20 million YEI.

By the end of the reporting period, 8 FIs in 4 Member States (DE, IT, LT, PL) had committed EUR 50 million to final recipients, including EUR 37 million of ESF resources. These FIs had made payments of EUR 20 million to final recipients, of which EUR 13 million was ESF. FIs supported 888 final recipients of which 356 were micro-enterprises and 341 were individuals, mainly through loans.

The increase in commitment and payment to FIs and final recipients in the last three years is shown in the following figure (cumulative data).

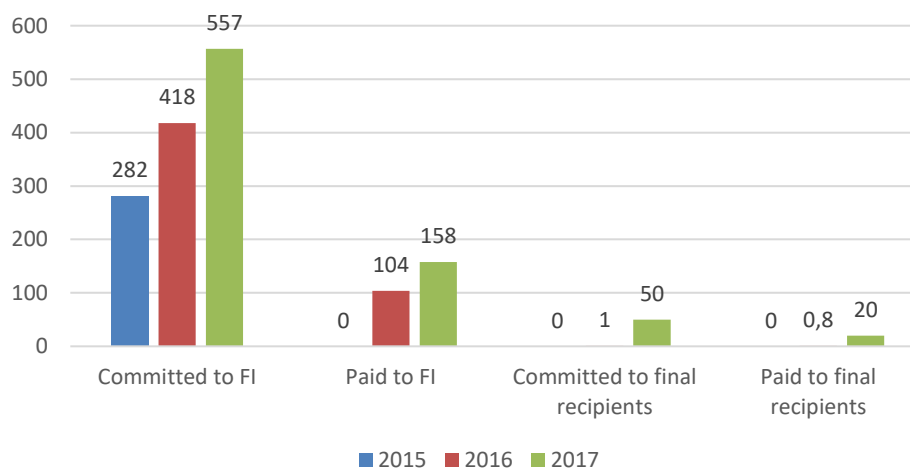
⁴⁶ Article 37(2) of Common Provision Regulation (EU) 1303/2013.

⁴⁷ The dataset included one FIs for which completion date of the ex-ante assessment was reported to be after signature of the funding agreement. This was Fondo Social Impact Investment (SII).

⁴⁸ The committed YEI amount is not available on the data structure

⁴⁹ Due to the data structure, the main financial information relative to ESF data are reported as subset of ESIF except for YEI.

Figure 8 Commitments and payments to FIs and final recipients over time, OP amount in EUR million



1.2 Main messages

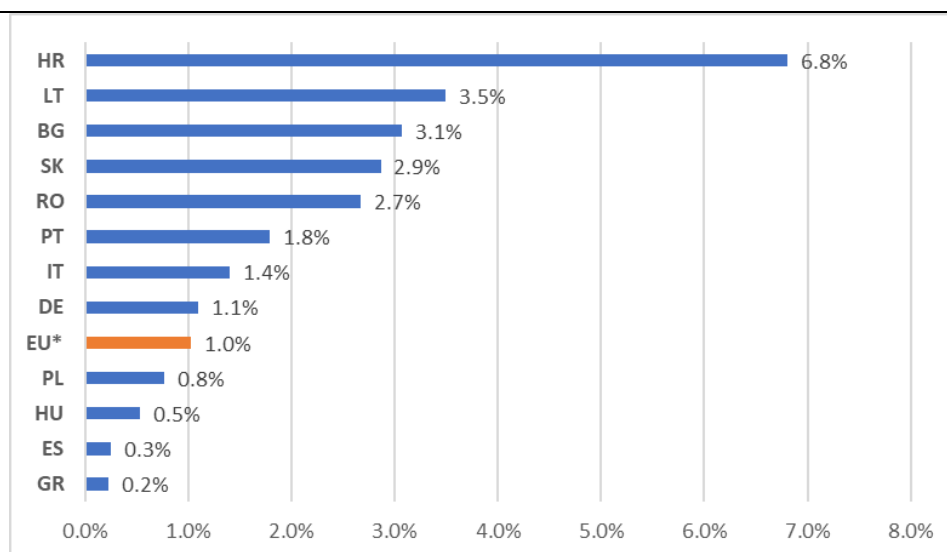
FIs can be co-funded by the ESF to support the investment priorities outlined in the ESF operational programmes of the Member States. They are not an alternative to support provided by the ESF but an additional arm helping to free more resources to pursue the same goals.

Indications from 2014-2020 OPs are that Member States plan to commit about EUR 1 billion from ESF and YEI to FIs⁵⁰, about 1.0% of the total ESF and YEI allocations⁵¹. Figure 9 highlights the variations between Member States, with the highest allocations planned in HR, LT and BG, and no allocations in 16 Member States.

⁵⁰ The planned allocations of almost EUR 1 billion should also be considered in the context of the mandatory ex ante assessments. These may recommend corrections in allocations or not to proceed with FIs.

⁵¹ Planned amounts are subject to variation across the programming period.

Figure 9 Share of ESF and YEI allocations to FI per country during 2014-2020, OP allocations to FIs



* The EU total planned amount refers to all 28 MSs

The data in this summary shows some progress in making the planned FIs operational. The following table provides an overview of the implementation progress in terms of number of FIs by type and the status of the steps foreseen by the regulation.

Table 7 Overview of implementation by MS, end 2017 (ESF and YEI)

MS	N° of OPs	N° of fund of funds	N° of specific funds	N° of fund of funds specific fund	Ex-ante assessment completed	Funding agreements signed ⁵²
BG	1	2		1	2	2
DE	2		2		2	2
HU	1	1			1	1
IT	5		5		5	4
LT	1	1		1	1	1
PL	12	13	1	5	14	14
SK	1	1			1	1
Total	23	18	8	7	26	25

As regard the allocation of resources to FIs and final recipients, increasing ESF and YEI resources had been invested by the end of 2017 (as shown in the following table).

⁵² Fund of funds specific funds reported funding agreement date but are excluded from the count to be consistent with ex ante assessment figure

Table 8 FIs implementation progress by MS, end 2017 (ESF and YEI)

MS	N° of OPs	OP commitment to FI (ESF and YEI)	Payment to FI (ESIF)	Payments to FI (YEI)	Commitments to final recipients (ESF and YEI)	Payments to final recipients (ESF and YEI)
BG	1	30,872,875	2,175,608	5,872,875	-	-
DE	2	103,757,056	27,734,000	-	2,096,768	1,961,224
HU	1	4,197,032	4,197,032	-	-	-
IT	5	69,960,059	2,349,970	14,680,145	7,446,238	3,131,390
LT	1	24,546,803	6,136,701	-	22,828,527	4,251,643
PL	12	98,415,068	31,546,677	-	4,323,046	4,167,983
SK	1	49,725,000	12,431,250	-	-	-
EU	23	381,473,893	86,571,239	20,553,020	36,694,579	13,512,240

1.3 Outlook and next steps

There is an increasing need to improve efficiency and effectiveness of public policies to respond to challenges that are more demanding and multi-faceted. At the same time, public budgets are under pressure.

ESF FIs represent a resource-efficient way of deploying cohesion policy resources in pursuit of the Europe 2020 Strategy objectives, targeting projects with potential financial viability.

For the current period, an improved regulatory framework and extended support activities (fi-compass platform) provide ground for a substantial increase in the role that FIs can play for achieving the goals of the ESF.

In order to increase the use of FIs under the ESF in terms of budget, territorial coverage and types of investment, more efforts are needed to speed up the setup and implementation of ESF FIs and to ensure disbursement to final recipients in time for the closure of the 2014-2020 programming period.

It is of crucial importance that the FIs are constantly monitored by the responsible managing authorities on the progress made in achieving their results.

2. Reporting exercise 2017

2.1 Data submission and collecting

For ESF and YEI, data were submitted based on the reporting template prepared by the Commission and submitted through the SFC2014⁵³ reporting module as part of the annual implementation reports.

Data on FI are reported at three levels; the OP, the instrument and the product(s). OP information includes details of financial intermediaries under any fund of funds. The product level enables reporting on FIs that provide more than one financial product, especially where products are combined, such as any loan or interest rate subsidy, or loans combined with equity. Information at product level covers the amounts committed, investments in final recipients, the number of contracts signed and investments made, as well as the number and type of final recipients. All other information is provided at the level of the FI.

For the reporting in 2018 relating to the end of 2017, 7 Member States using FIs under ESF submitted data to the Commission. Two of them (BG, IT) also reported co-financing FIs using both ESF and YEI. Out of the 38 OPs with planned amounts for FIs, the information reported concerns 23 OPs⁵⁴. Among the OPs reporting, one brings together ESF and YEI and 1 only concerns YEI. Of the 23 OPs, IT reported on 2 multi-OP FIs, which were both implemented through a specific fund structure.

⁵³ SFC2014's main function is the electronic exchange of information concerning funds in shared management between Member States and the European Commission

⁵⁴ CCI codes of the OPs: 2014BG05M9OP001, 2014DE05SFOP002, 2014DE05SFOP012, 2014HU05M2OP001, 2014IT05M9OP001, 2014IT05SFOP002, 2014IT05SFOP005, 2014IT05SFOP020, 2014IT05SFOP021, 2014LT16MAOP001, 2014PL05M9OP001, 2014PL16M2OP001, 2014PL16M2OP003, 2014PL16M2OP004, 2014PL16M2OP005, 2014PL16M2OP006, 2014PL16M2OP008, 2014PL16M2OP009, 2014PL16M2OP010, 2014PL16M2OP012, 2014PL16M2OP013, 2014PL16M2OP016, 2014SK05M0OP001

2.2 Quantity and quality of the data provided

The complete set of data was downloaded from SFC2014 on 17 July 2018 with cut-off date 31 December 2017. Both compulsory and optional data underwent careful automatic and manual quality checks to evaluate accuracy and consistency. Data have been also validated with the help of DG EMPL desk officers.

These checks identified missing information, as well as some inaccuracies and inconsistencies in the data. These are detailed under the relevant sections of this report.

2.3 Approach to processing data

Processing the data included the following:

- Where no ex ante assessment completion data was reported, the FIs were still included in the total count⁵⁵;
- FIs receiving contributions from more than one priority axis or more than one OP are counted as one FI, if this can be clearly identified from the data provided⁵⁶;
- FI reporting more than one type of financial instrument were counted in each type group.

More detailed information on how inconsistent data were treated is provided in the text.

2.4 Comparison with the previous reporting exercise

Some inaccuracies were noted in the previous reporting exercise. In particular:

- The identification of the FI using the name instead of a unique code identifier (as the case of CCI) generates relevant issues in the relational structure of data and aggregation operations;
- ESF and YEI approach in data reporting are different between MS with implications for calculation accuracy (IT, BG);
- the amount committed by thematic objective were missing for some FIs: this was still the case for some FIs (BG, PL);
- information about the legal status was missing for one FIs in SK;

⁵⁵ These FIs do not report any further detail.

⁵⁶ The ESF-YEI dataset contains 34 records which refer to 33 FIs. FIs were identified using their names.

- Three Italian specific funds have ex ante assessment date after the funding agreement signature date;
- The fund of funds in HU reported final recipients commitment and payments;
- In many cases, indicators data are missing the indicators code.

While inaccuracies noted in the previous reporting exercise were corrected, new issues were identified in the data quality check phase.

However, these new inaccuracies do not signify lower quality reporting by managing authorities. More FIs were reported in this reporting exercise, so data quality is not fully comparable with information submitted in 2017.

3. Summary of data collected on FIs implemented under ESF and YEI

At the end of 2017 there were 33 FIs either being set up or already operational. Of these, 18 are funds of funds, 8 are specific funds and 7 are fund of funds specific fund. The most FIs were reported in PL with 19, followed by IT (5).

Table 9 Overview of implementation by MS, end 2017 (ESF and YEI)

MS	N° of fund of funds	N° of specific funds	N° of fund of funds specific fund	Ex-ante assessment completed	Funding agreements signed ⁵⁷
BG	2		1	2	2
DE		2		2	2
HU	1			1	1
IT		5		5	4
LT	1		1	1	1
PL	13	1	5	14	14
SK	1			1	1
Total	18	8	7	26	25

The FIs support TO 8 and TO 9 through different products. Loans and microloans were the most adopted products, with a few OPs implementing equity and quasi-equity. No FI was reported under TO 10 or TO 11.

3.1 Overall progress

At the end of 2017, EUR 557 million of OP contribution had been committed to FIs in funding agreements in 7 Member States including EUR 361 million of ESF and 20 million of YEI contributions. Subsequent payments have been made by managing authorities in 7 Member States. OP resources paid into FIs were EUR 158 million including EUR 86 million ESIF⁵⁸ and EUR 20 million YEI.

Of the 25 FIs to which managing authorities committed programme contributions in funding agreements, 23 received payments. This confirms that more FIs were operational by the end of 2017, with an increase of the commitment paid into FIs to 28% (25% in 2016).

⁵⁷ Fund of funds specific funds reported funding agreement date but are excluded from the count to be consistent with ex ante assessment figure

⁵⁸ Due to the data structure, the main financial information relative to ESF data are reported as subset of ESIF except for YEI.

At the end of 2017, payments to final recipients were 13% of the resources paid to the FIs, a substantial increase compared to the end of 2016 (only 0.7%).

National co-financing was EUR 51 million, of which EUR 48.5 million was from public sources and EUR 2.5 million from private sources. Private co-financing is reported by 3 FIs which received payments from ESF in Lithuania and Poland.

Managing authorities in 5 Member States (BG, HU, LT, PL, SK) committed EUR 237 million to funds of funds, of which EUR 206 million was ESF. EUR 70 million was paid to funds of funds of which EUR 56 million was ESF. The highest amount paid to fund of funds is EUR 35 million in PL.

By the end of the reporting period 8 FIs in 4 Member States (DE, IT, LT, PL), had committed EUR 50 million to final recipients, including EUR 37 million of ESF resources.

The 8 FIs had made payments of EUR 20 million to final recipients, of which EUR 13 million was ESF. Their total national co-financing of EUR 4 million was both from public and private sources.

3.2 Progress in set-up and selection of bodies of implementing FIs, including the body implementing a fund of funds

The obligation to conduct an ex ante assessment is a key factor for the 2014-2020 programming period. The mandatory ex ante assessment for FIs must establish evidence of market failure (or suboptimal investment situations) and estimate the level and scope of public investment needs. This assessment must also set out the most suitable types of FIs. Moreover, the ex-ante assessment must be submitted to the OP monitoring committee for information and its summary findings and conclusions must be published within 3 months of being finalised.

Comprehensive reporting requirements allow Member States to report on the progress of FI implementation from the set-up, including the progress of ex ante assessments and selection of bodies implementing FIs.

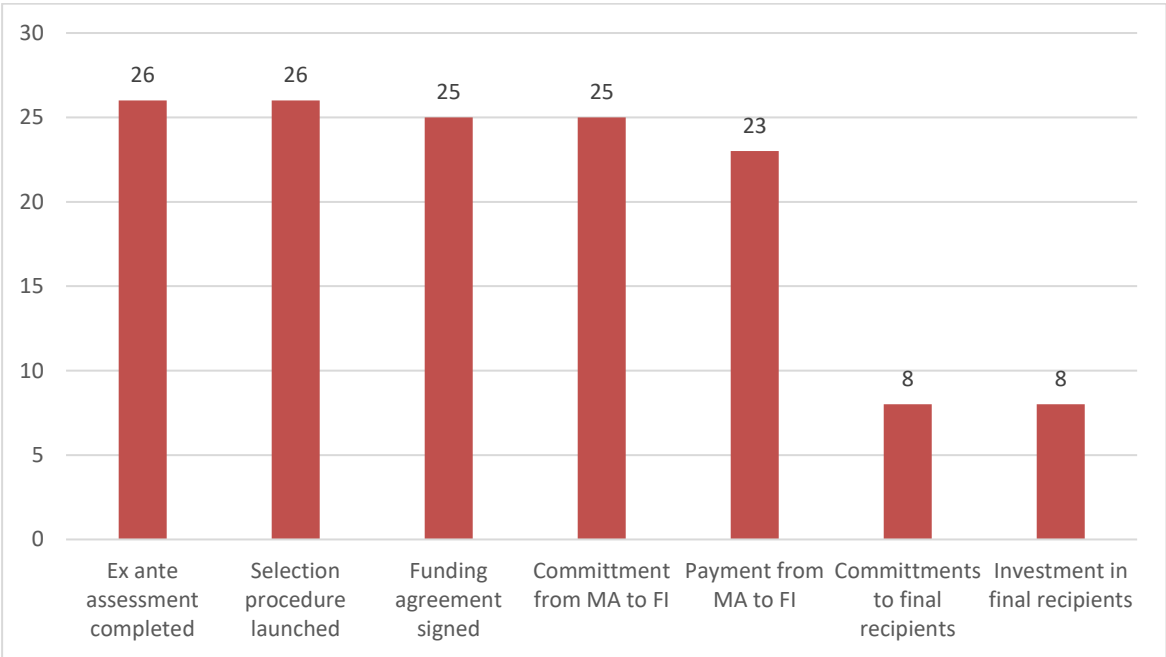
By the end of 2017, ex ante assessments had been completed for 26 FIs to be implemented in 23 OPs. Ex ante assessments were completed for 9 OPs in 2014, 11 OPs in 2015, 2 in 2016 and only 1 in 2017.

22 OPs report information about progress on the selection of bodies implementing FIs and one indicates that the process had not yet started.

Fund of funds managers are awarded in many cases by in-house procedures, even though in many FIs other procedures were adopted, especially in the case of PL.

Managing authorities had signed 32 funding agreements by the end of 2017 (Figure 10), of which 18 were funding agreements with funds of funds, 7 funding agreements with specific funds and 7 fund of fund specific fund (FoF SF are excluded from funding agreement in figure for consistency with ex ante assessment completed).

Figure 10 Progress in setting up FIs, by number of FIs, end 2017 (ESF and YEI)



3.3 Implementation arrangements

When supporting FIs the managing authorities may choose different implementation modes:

- Contribution to EU level instruments under Article 38(1)(a) CPR;
- Investment in the capital or existing or newly created legal entities under Article 38(4)(a) CPR;
- Entrusting implementation tasks to financial intermediaries, such as the EIB Group, international financial institutions and financial institutions aiming at the achievement of public interest and bodies governed by public or private law under Article 38(4)(b) CPR; and
- Undertaking implementation tasks directly, in the case of FIs consisting solely of loans or guarantees, under Article 38(4)(c) CPR.

In 2 funds the managing authority intends to invest in the capital of existing or newly created entities. 17 funds of funds and 4 specific funds are entrusted with implementation. Two specific funds are undertaking implementation directly.

The bodies referred to in Article 38(4)(b) to which implementation tasks are entrusted should open fiduciary accounts⁵⁹ in their name and on behalf of the managing authority, or set up FI as a separate block of finance⁶⁰ within the financial institution.

Based on the data for the end of 2017, 5 FIs for which a funding agreement has been signed opened a fiduciary account in their name and on behalf of the MA, of which 4 were funds of funds and 1 a specific fund. 14 FIs report a separate block of finance within the financial institutions. For 1 fund of funds, the managing authority reported information about the signature of funding agreement signed but did not provide information about the legal status.

⁵⁹ Fiduciary account - the amount in the account is managed by the financial intermediary on behalf of the managing authority and FI, while the amount in the account remains in the ownership of the fund of funds/specific funds/managing authority.

⁶⁰ A separate block of finance – the amount is included in the balance sheet of the financial institution. It relies on accounting entries within the financial intermediary in order to track the drawdown. Funds need to be separately accounted for and clearly segregated from the other assets of that financial institution.

According to the data reported to the Commission, among the FI reporting on the signature of the funding agreement:

- 1 financial intermediary (existing or newly created legal entity), has received investment in its capital from the managing authority through a fund of funds.
- 1 fund of funds is managed by the EIB (PL);
- financial institutions aiming at the achievement of public interest under the control of a public authority manage 13 funds of funds and 4 specific funds;
- bodies governed by public or private law manage 3 specific funds and 3 fund of funds.

3.4 Operational programme contributions committed and paid to financial instruments

At the end of 2017 EUR 557 million of OP contribution had been committed to FIs in funding agreements in 7 Member States (Table 10). Of the ESIF share, ESF EUR 361 million and YEI EUR 20 million contributions had been committed. Subsequent payments have been made by managing authorities in 7 Member States. OP resources of EUR 158 million was paid into FIs of which EUR 86 million was ESIF⁶¹ and EUR 20 million YEI.

Table 10 Amounts committed in the funding agreements and paid to the FIs, end 2017 (EUR)

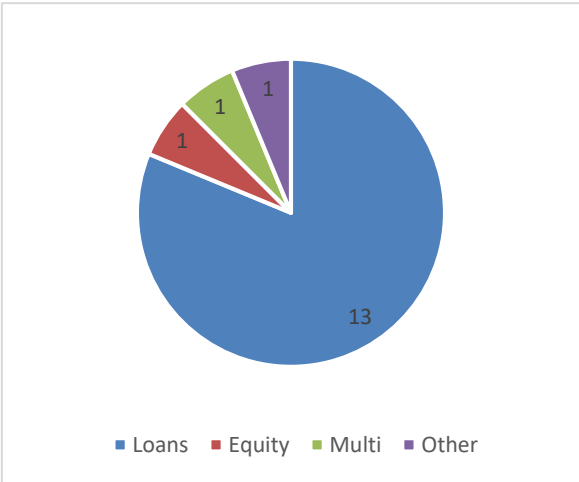
MS	OP amount committed to FI	of which ESF and YEI	OP amount paid to FI	of which ESIF	of which YEI
BG	35,802,966	30,872,875	8,950,741	2,175,608	5,872,875
DE	170,120,000	103,757,056	45,980,000	27,734,000	-
HU	4,417,929	4,197,032	4,417,929	4,197,032	
IT	148,994,105	69,960,059	41,522,806	2,349,970	14,680,144
LT	26,810,562	24,546,803	6,702,641	6,136,701	-
PL	112,680,777	98,415,068	35,748,490	31,546,677	-
SK	58,500,000	49,725,000	14,625,000	12,431,250	-
Total	557,326,339	381,473,893	157,947,607	86,571,238	20,553,019

⁶¹ Due to the data structure, the main financial information relative to ESF data are reported as subset of ESIF except for YEI.

3.5 Total support paid to final recipients

The majority of product-specific funds with funding agreements signed are loan and micro-loan, followed by equity funds. There is a multiproduct FI in IT with loans, equity and other products⁶². Figure 11 shows the distribution of the products reported for 16 FIs.

Figure 11 FIs planned and set up by product, end 2017 (ESF/YEI)



IT (in the multi product) and PL reported other support combined with FIs in the sense of Article 37(7) CPR, according to which a FI may be combined with grants, interest rate subsidies and guarantee fee subsidies.

Of the 7 Member States which report information on FIs, 8 reported on commitments to final recipients in DE, IT, LT, PL. This totalled EUR 36 million ESF, with 1190 contracts signed.

By the end of 2017, EUR 20 million of OP contributions had been disbursed, entirely through loans. ESF contributions resulted in 691 investments.

⁶² Information on the type of products a FI offers is not provided on the level of funds of funds, but only on the level that make payments to final recipients.

Table 11 Payments to FIs, commitments and payments to final recipients, end 2017, in million EUR

MS	OP amount paid to FI	of which ESIF	of which YEI	OP amount committed to final recipients	of which ESIF ⁶³	OP amount invested in final recipients	of which ESIF ⁶⁴
BG	8,950,741	2,175,608	5,872,875	-	-	-	-
DE	45,980,000	27,734,000	-	2,620,960	2,096,768	2,451,530	1,961,224
HU	4,417,929	4,197,032	-	-	-	-	-
IT	41,522,806	2,349,970	14,680,144	19,220,823	7,446,238	8,068,363	3,131,390
LT	6,702,641	6,136,701	-	22,828,527	22,828,527	4,724,048	4,251,643
PL	35,748,490	31,546,677	-	5,461,057	4,323,046	5,227,748	4,167,983
SK	14,625,000	12,431,250	-	-	-	-	-
Total	157,947,607	86,571,238	20,553,019	50,131,367	36,694,579	20,471,689	13,512,240

3.6 Final recipients supported

In the 2007-2013 programming period reporting on the type of final recipients supported by FIs was optional. These data are compulsory for the 2014-2020 programming period.

FIs supported around 890 final recipients of which 360 were microenterprises and 340 individuals (Table 12) through loans. Among the other types of final recipients supported there are foundations, cooperatives, associations.

Table 12 Number and type of final recipients supported by product, end 2017 (ESF/YEI)

Product	Large enterprises	SMEs	of which micro	Individuals	Other	Total
Loans	0	393	356	341	154	888
Guarantees	-	-	-	-	-	-
Equity	-	-	-	-	-	-
Other	-	-	-	-	-	-
Total	0	393	356	341	154	888

SMEs were mainly financed in DE and LT whereas IT provided loans for individuals. Other type of final recipients was supported in PL.

⁶³ Only ESF resources have been committed to final recipients

⁶⁴ Only ESF resources have been invested in final recipients

Table 13 Number and type of final recipients supported by MS, end 2017 (ESF/YEI)

MS	Large enterprises	SMEs	Individuals	Other	Total
DE	0	145	0	0	145
IT	0	0	341	0	341
LT	0	242	0	0	242
PL	0	6	0	154	160
Total	0	393	341	154	888

3.7 Management costs and fees

In 2007-2013 management costs paid to bodies implementing were calculated on the basis of amounts contributed to the FI and were, in many cases, decoupled from performance. Based on the lessons learned, management costs and fees in 2014-2020 are linked to performance in delivering funds to final recipients. Applicable thresholds and criteria for determining management costs and fees on the basis of performance are set out in Articles 12 and 13 of Commission Delegated Regulation (EU) No 48/2014, and are aimed at increasing the efficiency and effectiveness of investments and avoiding undesirable practices such as double charging costs to both final recipients as well as ESF and YEI.

The performance-based approach should consider disbursement of contributions provided by ESF and YEI, resources paid back from investments or from the release of resources committed for guarantees, as well as the quality of measures before and after the investment decision to maximise its impact and the contribution of the FI to the objectives and outputs of the programme.

Payments have been reported to 24 funds, of which 16 were funds of funds, 2 specific funds and 6 fund of funds specific fund. 10 funds reported management costs and fees of zero (2 funds of funds, 1 specific fund under a fund of funds and 7 specific funds). Total management costs and fees are EUR 2.4 million with the DE specific fund *Mikromezzaninfonds* reporting EUR 700 000.

3.8 Interest and gains from treasury management, and amounts repaid and reinvested

Article 43 CPR clarifies how managing authorities should deal with interest or other gains generated from the investment of ESF and YEI contributions to FIs. The 2014-2020 rules

provide for reporting on this information from the outset. For 2007-2013, information about treasury management was reported only at closure.

Interest and gains generated from treasury management are reported by 24 FIs (16 funds of funds, 5 fund of funds specific fund and 3 specific funds) in BG, DE, IT, LT, PL and SK. By the end of 2017, FIs accrued interest and gains attributable to ESF totalling EUR 2.3 million. A positive amount of interest and gains was reported in DE, LT, PL, IT and SK whereas there were small negative amounts reported in BG.

An important characteristic of FIs, in comparison to grants, is that they can generate reflows. These reflows consist of capital repayments, such as the principal of a loan, an exit from an equity participation as well as the release of amounts set aside for guarantees. Other gains include interest, guarantee fees, dividends or other capital gains. According to Article 44 of the CPR these instruments shall be reused for:

- Further investments through the same or other FIs;
- Preferential remuneration of private investors or public investors operating under the market economy principle;
- Reimbursement of management costs and fees of the FIs.

As at the end of 2017, 3 FIs in DE, IT and PL reported on resources returned in micro-loans instruments with almost EUR 200 000 returned in PL. In total, almost EUR 330 000 had been returned, of which EUR 295 000 was principal and almost EUR 35 000 interest. None of the funds reported reusing reflows for preferential remuneration or management costs and fees.

3.9 Value of equity participation

The value of equity participations in enterprises made by venture capital funds or co-investment facilities depend on the performance of the enterprises. The value may increase or decrease over the investment period but actual reflows will only be available with an exit from the investment. This may happen many years after the initial investment. In order to have information on the progress, managing authorities report on the value of equity participations. The amount to be reported is the book value of the investment at the end of the reporting year. Depending on the applicable accounting rules 'Book value = nominal value of investments adjusted for fair-value movement, less impairments of assets'.

The only equity instrument under ESF - Fondo Social Impact Investment (SII) ⁶⁵ providing equity and quasi-equity products - reported a value of zero for the investment.

3.10 Leverage

The ability to attract additional resources is a key characteristic of FIs and a primary argument for promoting their use to deliver ESIF policy objectives. A definition of leverage was provided in the Financial Regulation (EU, Euratom N° 966/2012) Article 140(2)(d): *'the Union contribution to an FI shall aim at mobilising a global investment exceeding the size of the Union contribution'* and in Article 223 of the Rules of Application is further specified as: *'the amount of finance to eligible final recipients divided by the amount of the Union contribution'*

The CPR refers to the 'expected leverage effect' which is established on the basis of the ex ante assessment and the signature of the funding agreement with the body implementing the FI. After launching the FI there is an 'achieved leverage effect'. Additional resources, and hence leverage, can be accumulated at different levels – fund of funds (if applicable), specific funds and final recipients.

In the reporting, managing authorities provide the expected leverage effect according to the funding agreement for each FI. The achieved leverage effect is calculated under SFC2014 to ensure coherence across OPs and FIs. The formula for the achieved leverage effect is:

Achieved leverage effect =	<div style="text-align: right; margin-bottom: 5px;">Total amount of finance which reached eligible final recipients as of the end of a reported year</div> <hr style="border-top: 1px dashed black; margin: 5px 0;"/> <div style="text-align: right;">Eligible ESIF support which contributed to the total amount of finance indicated in the numerator</div>
----------------------------	---

The total finance which reached eligible final recipients is the sum of the amounts reaching final recipients from (1) the ESIF contribution; (2) the national co-financing (public or private); (3) the contribution by other investors, and (4) other forms of support combined in a single FI operation.

⁶⁵ Fondo Social Impact Investment is the specific fund set up under the ROP Sardegna ESF and managed by SFIRS Spa, a financial institution aiming at the achievement of public interest under the control of public authority.

The ESIF support which contributed to the amount reaching final recipients includes ESIF resources invested in final recipients and the ESIF share of management costs and fees.

Reporting on non-OP resources mobilised through FIs and expected leverage is only obligatory in annual implementation reports in 2017, 2019 and the final report. Nevertheless, this information could be provided on a voluntary basis also for the 2018 exercise.

Expected leverage was reported for 2 specific funds in IT and 5 fund of fund specific funds in PL. As reported in the following table both the minimum and maximum values of the expected leverage were underestimated, and in general specific funds (SFs) achieved better performances in leveraging resources.

Table 14 Minimum and maximum reported values of expected and achieved leverage, 2017

Product	Expected leverage		Achieved leverage (SF)		Achieved leverage (FoF SF)	
	Min	Max	Min	Max	Min	Max
Loan	1	1.15	1.24	1.84	1.04	1.4
Guarantee	1	3.57 ⁶⁶	-	-	-	-
Equity	1	1	-	-	-	-

3.11 Indicators and achievements

Information concerning the FI contribution to priority axis indicators is compulsory in 2017, 2019 and at closure. Specific targets should be fixed in the funding agreements against which progress is reported. Reporting is no longer limited to only one indicator 'jobs created' as in the 2007-2013 programming period. Managing authorities can choose from a list of output indicators approved in the OPs.

In the 2018 reporting exercise for the end of 2017, indicator information is therefore not compulsory.

Information on common indicators is available for DE *Mikromezzaninfonds* for CO23 - supported micro, small and medium-sized enterprises (including cooperative enterprises, enterprises of the social economy), with a target of 1,801 and achievement of 38.6 (2%)⁶⁷.

⁶⁶ Leverage value was reported by the Polish specific fund *Instrument reporeczeniowy w ramach Krajowego Funduszu Przedsiębiorczości Społecznej* adopting other financial products

Data on indicators target have also been reported in PL and IT for CO01 – support to unemployed, including long-term unemployed and in IT for CO05 and CO17. All these indicators reported no achievement so far.

4. Reporting by thematic objectives

Reporting on the specific amounts under TOs supported by FIs is necessary for the European Commission to report under the framework of the Investment Plan for Europe. However, this is not a legal obligation under the CPR. In most cases a priority axis is clearly linked to a unique TO, so reporting could be derived from the information provided for the TO.

The largest share of commitment is assigned to TO 8, EUR 497 million or 90% of the total amount committed to 26 FIs (excluding 7 FoF SF). The other commitments refer to TO 9 with EUR 59 million (10%), through 5 FIs in 4 Member States (BG, HU, IT, PL).

Table 15 N° of FIs per TO, commitments to FIs in EUR and as % of total commitment by TO (ESF and YEI, 2017)⁶⁸

TO	N° of FIs	Amount committed to FIs	Of which ESIF	As share of total
08	21	497,788,870	332,794,206	90%
09	5	59,537,471	48,679,688	10%
Total	26	557,326,341	381,473,894	-

⁶⁷ There is significant difference compared to the previous year due to data correction.

⁶⁸ In order to provide consistent data, calculations do not refer to the TO amounts committed data as some amounts are missing compared to the OP amounts committed data.

5. Conclusions

This summary of data reports on the progress of financing and implementing FIs up to the end of 2017 for the 23 OPs out of the 38 OPs with planned amounts for FIs.

As at the end of 2017, a total contribution of EUR 557 million from operational programmes was committed to FIs, of which EUR 361 million from ESF and EUR 20 million from YEI⁶⁹. Of such amount, EUR 158 million were paid to the FIs (of which EUR 87 million of ESIF⁷⁰ and 20 million YEI contributions).

By the end of the reporting period eight FIs in four Member States (DE, IT, LT, PL), had committed EUR 50 million, of which EUR 37 million of ESF resources. The eight FIs had made payments of EUR 20 million to final recipients, of which EUR 13 million was ESF. FIs supported some 888 final recipients of which 356 were micro-enterprises and 341 were individuals, mainly through loans.

TO 8 is assigned EUR 497 million (90% of the total amount committed). The other commitments are to TO 9 with EUR 59 million (10%), through five FIs in four Member States (BG, HU, IT, PL).

Substantial efforts to improve the quality of data were made by the Commission in providing guidance. Nevertheless, there are still several issues regarding the accuracy of data; ESF managing authorities are invited to pay particular attention to these elements for the next reporting exercise.

A comprehensive summary on implementing and financing FIs for 2018 will need an effort by managing authorities to provide complete and reliable information in the context of the annual implementation report exercise. As a matter of fact, early collection and transmission to the Commission of FI data by managing authorities can substantially contribute to the timely identification and elimination of potential gaps and errors, namely before official submission.

⁶⁹ The committed YEI amount is not available in the data structure

⁷⁰ Due to the data structure, the main ESF financial information is reported as subset of ESIF, except for YEI.

EAFRD

1. Executive summary

Financial instruments (FIs) has gradually become an important financial tool to deliver objectives of the rural development programmes (RDPs) supported by the European Agricultural Fund for Rural Development (EAFRD).

The managing authorities (MAs) of RDPs 2014-2020 have started to prepare and set up financial instruments mainly after adoption of their RDPs, based on the preliminary experience in operating FIs in the previous programming period⁷¹ but with a completely new legal framework⁷².

By the end of the reporting period (31/12/2017), there were in total 6 operational financial instruments under 6 RDPs out of the total number of 112 RDPs approved for the programming period 2014-2020: guarantee funds in Languedoc-Roussillon (FR), Midi-Pyrénées (FR) and Castilla y León (ES) and loan funds in Estonia, Mecklenburg-West Pomerania (DE) and Lombardy (IT). In addition, 10 new funding agreements were signed with the bodies implementing FIs. By end of 2017, MAs of 49 RDPs have initiated ex-ante assessment for FIs required by Article 37 of the CPR, out of which 38 have also completed their assessment. In that period, the MAs have committed EUR 384.84 million of RDP contributions in 13 funding agreements for FIs, out of which EUR 268.89 million (or 70%) was the EAFRD, with the remaining EUR 115.95 million of the national public co-financing. For details see Table 16 and Figure 12 on page 128.

Main findings

Although this chapter includes data on 6 operational FIs only (i.e. 2 more in comparison to 2016 data), it must be noted that many MAs advanced on the setting up of FIs during 2017. A number of FIs have been launched in 2018 and some further are in the pipeline for 2019. So far, the RDP MAs are mostly interested in the financial instruments offering debt products (loans and guarantees), in a tailor-made format and in complementing financial instruments under shared management with other types of financial support.

By end 2017, FIs were programmed in 27 rural development programmes of 8 Member States with a total public budget of EUR 669 million, out of which EUR 465 million EAFRD (for details per MS see Table 17 on page 129).

⁷¹ 14 rural development programmes of 7 Member States implemented FIs in the programming period 2007-2013.

⁷² In contrary to 2014-2020, in the programming period 2007-2013 there were only a few rules guiding the set-up of financial instruments under RDPs and generic rules on the eligibility of expenditure at closure.

As stated earlier, 6 FIs were operational by end of 2017 with EUR 67.70 million of RDP contributions already paid to those FIs by the MAs. Out of this amount, the EAFRD contributions constituted 67% or EUR 45.67 million. The overall implementation rate (i.e. amounts of programme contributions paid to FIs) in the fourth year of the programming period 2014-2020 was at 18%. For details see Table 19 on page 133.

By the end of 2017, 3 out of 6 operational FIs signed contracts with final recipients (loan funds in Estonia and Germany and guarantee fund in France). MAs has reported EUR 25.68 million of RDP contributions committed for final recipients in loan contracts and set aside for guarantees. The actual payments made to final recipients amounted to EUR 18.19 million (out of which EUR 16.04 million from the EAFRD).

In total 124 final recipients were supported in 133 loan and/or guarantee contracts. All final recipients were SMEs, mainly microenterprises (86% of all final recipients reported). Sector-wise, the majority of final recipients were agro-food enterprises and the remaining final recipients were rural enterprises, mainly those bigger than 50 hectares, representing the following agriculture branches: field crops and other permanent crops, horticulture, milk, mixed activities (crops + livestock) and other grazing livestock. For details see Table 23 and Table 24 on page 140.

2. 2017 reporting exercise

Data submission and collection

According to Article 75 of the EAFRD Regulation, the regulatory deadline for the submission of FIs data, provided in the framework of the annual report on the implementation of RDP (AIR), is set up on 30 of June of each year⁷³. Data on the EAFRD FIs are reported in SFC2014 on three levels: level of RDP (introduction module), level of the financial instrument (per measure⁷⁴) and at the level of the product(s) provided by the FI. The RDP 2014-2020 measures relevant for this summary of data are: M04 - Investments in physical assets (Art. 17), M06 - Farm and business development (Art. 19) and M08 - Investments in forest area development and improvement of the viability of forests (Art. 21-26).

2017 was the second year that the MAs have reported on FIs in the annual reports on implementation of RDPs, in accordance with Article 46 of Regulation 1303/2013 and via the dedicated module in SFC2014⁷⁵. Following the structure common for all ESIF, the MAs received the general guidance on FIs reporting from DG REGIO and on the EAFRD-specific aspects from DG AGRI. For 2018 reporting exercise, the reporting module for EAFRD FIs underwent further improvements. Consequently, the Commission updated the annotated guidance on FIs reporting and informed the EAFRD managing authorities via SFC2014 system and through Rural Development Committee.

Quantity and quality of the data provided

All the 2017 AIRs concerned were submitted to the Commission by the regulatory deadline and have undergone quality analysis in order to evaluate accuracy and consistency of their FIs data. All 112 RDPs fulfilled reporting requirements in the intro module covering basic information on the setting-up of FIs. The detailed reporting was requested from 13 RDPs where the agreements for funding FIs were signed by the end of 2017.

Overall, the FIs data reported in the 2017 AIRs can be considered reliable and comparable with the 2016 data.

⁷³ For the 2018 exercise, it means 1 month later than for ERDF, ESF, Cohesion Fund and EMFF.

⁷⁴ Measures with relevance to one or more Union priorities for rural development in 2014-2020 programming period, as listed in Annex VI of Regulation (EU) 1305/2013.

⁷⁵ The first reporting exercise on FIs for RDPs 2014-2020 covering the years 2014&2015 was carried out outside SFC2014, based on an Excel template completed by the RDP MAs.

3. Summary of data collected on FIs set-up under EAFRD

3.1 Progress in set-up of FIs and in selection of the implementing bodies

Ex-ante assessment, selection procedure and funding agreements

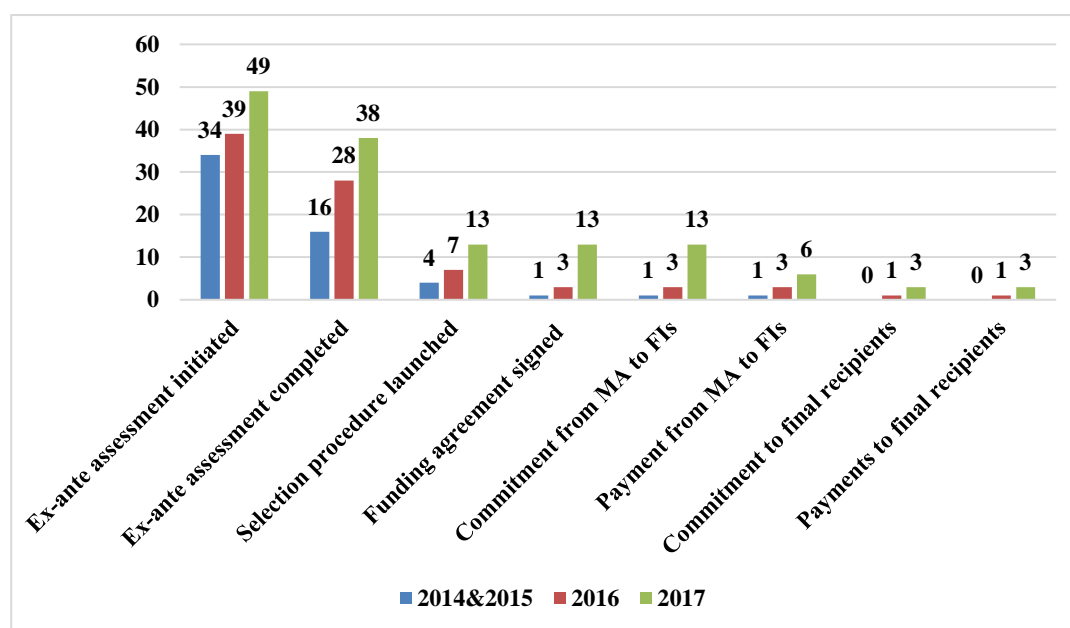
By end of 2017, in total 49 managing authorities out of the 112 RDP MAs had started ex-ante assessments required for setting up financial instruments, out of which 38 assessments were completed. Out of those, 13 MAs had launched selection of implementing bodies and signed funding agreements setting up FIs (4 FIs set-up in 2014 and 2015, 3 in 2016 and 6 in 2017).

Table 16 Progress in setting-up of FIs at the end of the reporting year (cumulatively, per n° of RDP concerned)

RDPs	2014&2015	2016	2017	Progress rate - % in relation to year 2014
Ex-ante assessment initiated	34	39	49	31%
Ex-ante assessment completed	16	28	38	58%
Selection procedure launched	4	7	13	69%
Funding agreement signed	1	3	13	92%
Commitment from MA to FIs	1	3	13	92%
Payments from MA to FIs	1	3	6	83%
Commitments to final recipients	0	1	3	100%
Payments to final recipients	0	1	3	100%

*correction of 2016 data (43 in 2016 Summary of data on FIs)

Figure 12 Progress in setting-up of FIs as of end 2017 (by number of FIs)

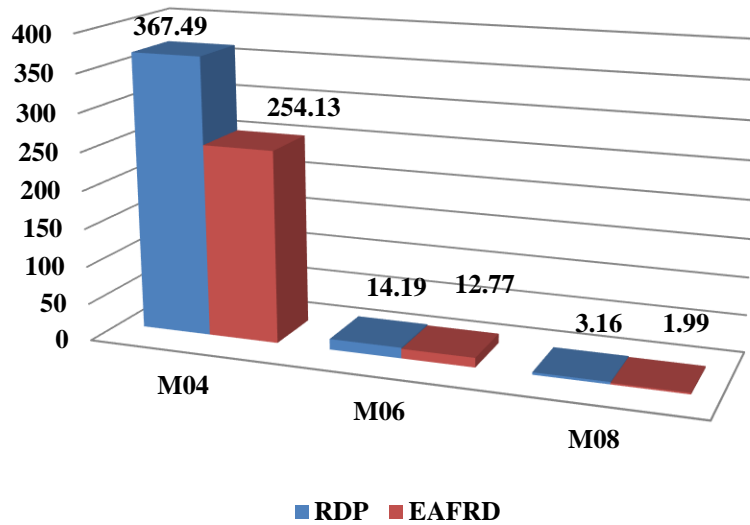


Out of 27 RDPs that programmed contributions to FIs, 13 RDPs have actually made commitments to FIs in funding agreements. By the end of 2017, EUR 384.84 million of RDP contributions had been committed to FIs, out of this amount EUR 268.89 million was the EAFRD funding. For details per RDP, see Table 17 below.

Table 17 RDP amounts programmed to FIs and committed in the funding agreements till the end of 2017 (in million EUR)

RDP	RDP amounts programmed for FIs	out of which EAFRD	RDP amounts committed to FIs	out of which EAFRD
DE Mecklenburg-Vorpommern	11.77	10.00	11.77	10.00
Estonia	36.00	32.40	36.00	32.40
FR Midi-Pyrénées	12.00	6.36	12.00	6.36
FR Languedoc-Roussillon	15.00	9.45	15.00	9.45
IT Umbria	19.00	8.19	5.00	2.16
IT Lombardia	33.20	14.32	33.20	13.80
IT Campania	10.00	6.05	10.00	6.05
IT Puglia	15.00	9.08	10.00	6.05
IT Veneto	15.07	6.50	15.00	6.47
IT Calabria	10.00	6.05	10.00	6.05
IT Emilia Romagna	6.00	2.59	6.00	2.33
Romania	93.88	87.77	93.88	87.77
ES Castilla y León	127.00	80.01	127.00	80.01
Total	403.92	278.76	384.84	268.89

Figure 13 RDP and EAFRD commitments to FIs per measure (in million EUR)



Implementation arrangements and legal status of FIs

The majority of the EAFRD FIs are set up through a fund of funds, entrusted with implementation of FIs according to Article 38(4)(b) of CPR. Member states have chosen the European Investment Fund (EIF) as an implementing body of the fund of funds in 6 cases out of 7. Only in Spain, the managing authority of RD Castilla y León has selected the Spanish public company SAECA⁷⁶ for the implementation tasks.

In 3 Member States (Estonia, Germany and Italy-Lombardia region), the managing authorities entrusted the FIs management directly to a financial institution aiming at the achievement of public interest under the control of public authority⁷⁷ or to a body governed by public or private law⁷⁸. Those specific, tailor made funds were set-up as a separate block of finance within the institution implementing FIs. For details, see below.

⁷⁶ [La Sociedad Anónima Estatal de Caución Agraria](#).

⁷⁷ The MA of the RDP in EE entrusted Rural Development Foundation ([Maaelu Edendamise Sihtasutus](#)).

⁷⁸ The MAs of the RDPs in DE and IT-Lombardia have entrusted respectively [Guarantee Bank Mecklenburg-West Pomerania](#) and [Finlombarda Spa](#) for management of their EAFRD FIs.

France, Languedoc-Roussillon: Guarantee fund to support agricultural, food industry and forestry sectors

Languedoc-Roussillon carried out its ex-ante assessment for a FI under RDP 2014-2020 in 2015 and along with its neighbouring region, Midi-Pyrénées⁷⁹, entrusted the European Investment Fund (EIF) with the management of the FI. FOSTER TPE-PME (Fonds Occitanie de Soutien Territorial aux Entreprises Régionales) was set-up in 2015 with contributions of the European Regional Development Fund (ERDF), EAFRD, and the European Fund for Strategic Investments (EFSI).

The RDP support for investments in processing, developing and marketing agricultural products, creating and developing non-agricultural activities and forest technologies as well as for processing, mobilising, and marketing forest products is provided through fund of funds “FOSTER EAFRD”. As a pilot project in the region, the roll-out of the FI with its main product (first loss portfolio guarantee - FLPG) took place in 2016. EUR 15 million of public funding, out of which EUR 9.45 million EAFRD, were allocated under three different measures of the Rural Development Programme: ‘Physical investments’ (measure 04), ‘Development of agricultural holdings and enterprises’ (measure 06), and ‘Investments in the development of forest areas and to improve the viability of forests’ (measure 08).

The RDP support made it possible to offer favourable loan conditions including lower interest rates and reduced collateral, as well as to align private and public funding and risk sharing. The guarantee provides 80% credit risk coverage on a loan-by-loan basis for a portfolio of new lending up to a maximum loss (cap, here 25%). Eligible costs include the purchase of new equipment, construction, renovation of real estate and intangible investments.

After 1 year of implementation, around 40 final recipients have received loans backed by guarantees co-financed by the EAFRD for a total value of EUR 5.12 million. The FI has also attracted EUR 9.9 million of public and private investments. The leverage of EAFRD resources was 50% higher at the end of 2017 than the one defined in the funding agreement.

⁷⁹ Following the territorial reform in France, both regions merged to one new region Occitanie/Pyrénées-Méditerranée on 1 January 2016.

Table 18 Description of FIs set-up under EAFRD by end of 2017.

RDP	Type of FIs⁸⁰	Implementation option, pursuant to Article 38(4)b of CPR	Implementing body	Legal status pursuant to Article 38(6) of CPR	Type of product(s) offered
DE Mecklenburg-Vorpommern	Tailor-made, organised as a specific fund	Entrustment of implementation	Body governed by public or private law	Separate block of finance	Loan
Estonia	Tailor-made, organised as a specific fund	Entrustment of implementation	Financial institutions aiming at the achievement of public interest under the control of public authority	Separate block of finance	Loan
FR Midi-Pyrénées	Tailor-made, organised through FoF	Entrustment of implementation	European Investment Fund (EIF)	Separate block of finance	Guarantee
FR Languedoc-Roussillon	Tailor-made, organised through FoF	Entrustment of implementation	European Investment Fund (EIF)	Separate block of finance	Guarantee
IT Umbria	Tailor-made, organised through FoF	Entrustment of implementation	European Investment Fund (EIF)	Fiduciary account	Not defined yet
IT Lombardia	Tailor-made, organised as a specific fund	Entrustment of implementation	Body governed by public or private law	Separate block of finance	Not defined yet
IT Campania	Tailor-made, organised through FoF	Entrustment of implementation	European Investment Fund (EIF)	Fiduciary account	Not defined yet
IT Puglia	Tailor-made, organised through FoF	Entrustment of implementation	European Investment Fund (EIF)	Fiduciary account	Not defined yet
IT Veneto	Tailor-made, organised through FoF	Entrustment of implementation	European Investment Fund (EIF)	Fiduciary account	Not defined yet
IT Calabria	Tailor-made, organised through FoF	Entrustment of implementation	European Investment Fund (EIF)	Fiduciary account	Not defined yet
IT Emilia Romagna	Tailor-made, organised through FoF	Entrustment of implementation	European Investment Fund (EIF)	Fiduciary account	Not defined yet
Romania	Tailor-made, organised through FoF	Entrustment of implementation	European Investment Fund (EIF)	Separate block of finance	Risk-sharing loan instrument
ES Castilla y León	Tailor-made, organised through FoF	Entrustment of implementation	Body governed by public or private law	Information not available	Not defined yet

⁸⁰ Implementation arrangements as reported by MS. The Commission is assessing what should be reported for the cases of Funds of Funds, which could affect the numbers reported in the future summaries.

3.2. Progress in FIs implementation

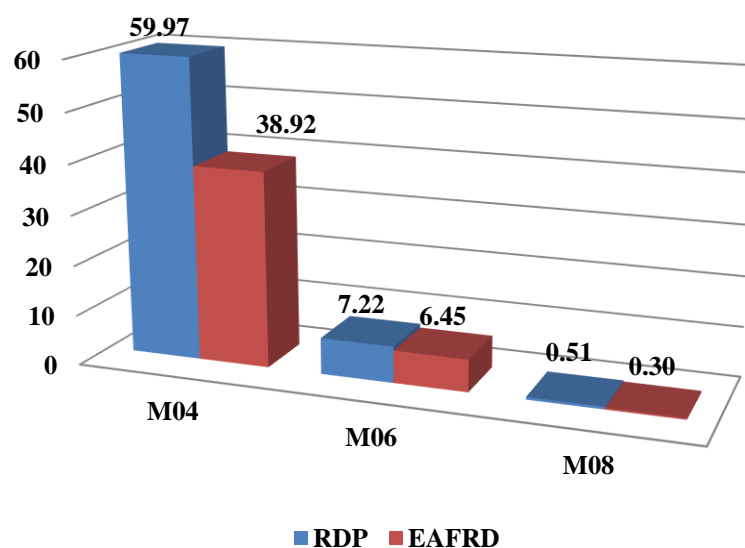
RDP contributions to FIs (commitments and payments)

At the end of 2017, EUR 384.84 million of RDP contributions have been committed to FIs in 13 funding agreements in 6 Member States. It means that the overall value of commitments was more than 5 times bigger in comparison to 2016 data. As regard the EAFRD contribution, it has decreased from 83% to 70%, in favour of national public co-financing committed within and outside the rural development programmes.

Table 19 RDP amounts committed in the funding agreements and paid to the FIs until the end of 2017 (in million EUR & %)

RDP	RDP amounts committed to FIs	out of which EAFRD	RDP amounts paid to FIs	out of which EAFRD	Ratio RDP payments /RDP commitments to FIs (in %)
DE Mecklenburg-Vorpommern	11.77	10.00	2.50	2.13	21%
Estonia	36.00	32.40	25.47	22.92	71%
FR Midi-Pyrénées	12.00	6.36	1.41	0.75	12%
FR Languedoc-Roussillon	15.00	9.45	7.91	2.36	53%
IT Umbria	5.00	2.16	0.00	0.00	0%
IT Lombardia	33.20	13.80	8.30	3.58	25%
IT Campania	10.00	6.05	0.00	0.00	0%
IT Puglia	10.00	6.05	0.00	0.00	0%
IT Veneto	15.00	6.47	0.00	0.00	0%
IT Calabria	10.00	6.05	0.00	0.00	0%
IT Emilia Romagna	6.00	2.33	0.00	0.00	0%
Romania	93.88	87.77	0.00	0.00	0%
ES Castilla y León	127.00	80.01	22.11	13.93	17%
Total	384.84	268.89	67.70	45.67	18%

Figure 14 RDP and EAFRD payments to FIs per measure (in million EUR)



Six EU rural development policy priorities for 2014-2020 provide the basis for rolling out support from the European Agricultural Fund for Rural Development (EAFRD) to rural areas. EU Member States and regions need to address at least four of these priorities when designing their rural development programmes (RDPs). These broader policy priorities are broken down into specific areas of intervention, known as focus areas (FAs). The RDPs set out quantified targets against the selected focus areas and outline the programme measures and their allocated funding that will be used to reach the targets. The FAs relevant for this summary of data are:

- under Union Priority 2 - Farm Viability and Competitiveness: **FA 2A- Improving the economic performance of all farms and facilitating farm restructuring and modernisation;**
- under Union Priority 3 - Food Chain Organisation and Risk Management: **FA 3A-Improving competitiveness of primary producers by better integrating them into the agri-food chain;**
- under Union Priority 5-Resource-efficient, Climate-resilient Economy: **FA 5A-Increasing efficiency in water use by agriculture, and FA 5C-Facilitating the supply and use of renewable sources of energy;**
- under Union Priority 6 - Social Inclusion and Economic Development: **FA 6A-Facilitating diversification, creation and development of small enterprises, as well as job creation.**

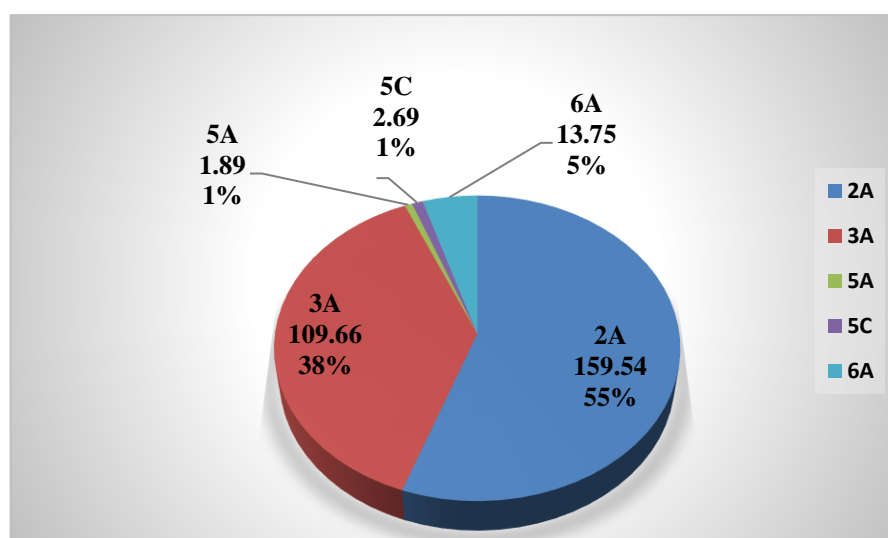
The indicative allocation of EAFRD amounts committed to FIs, broken down by focus areas shows that MAs still intend to provide FI support primarily to projects aiming at increasing competitiveness. Consequently, as reported last year, more than a half of the total EAFRD commitments were allocated to rural focus area 2A, amounting to EUR

159.54 million. Focus areas 3A received EUR 109.66 million (38%). The remaining EAFRD contributions (10%) were committed to FAs 5A, 5C and 6A⁸¹.

Table 20 EAFRD amounts committed under FIs funding agreements to rural development focus areas (in million EUR)

RDP/FA	2A	3A	5A	6A	5C	Total
DE Mecklenburg-Vorpommern	0.00	10.00	0.00	0.00	0.00	10.00
Estonia	15.29	3.60	0.00	10.82	2.69	32.40
FR Midi-Pyrénées	0.00	6.36	0.00	0.00	0.00	6.36
FR Languedoc-Roussillon	3.31	6.14	0.00	0.00	0.00	9.45
IT Umbria	0.86	1.29	0.00	0.00	0.00	2.16
IT Lombardia	0.00	13.80	0.00	0.00	0.00	13.80
IT Campania	3.05	3.05	0.00	0.00	0.00	6.10
IT Puglia	7.25	2.75	0.00	0.00	0.00	10.00
IT Veneto	3.00	12.00	0.00	0.00	0.00	15.00
IT Calabria	3.63	2.42	0.00	0.00	0.00	6.05
IT Emilia Romagna	1.55	0.78	0.00	0.00	0.00	2.33
Romania	84.42	8.41	0.00	1.04	0.00	93.88
ES Castilla y León	37.17	39.06	1.89	1.89	0.00	80.01
Total	159.54	109.66	1.89	13.75	2.69	287.53

Figure 15 EAFRD amounts committed under FIs funding agreements to rural development focus areas (in million EUR & %)



⁸¹ Marginal contributions to FA 5E (Fostering carbon conservation and sequestration in agriculture and forestry) reported in AIR 2016, were not reported anymore in AIR 2017.

Subsequent payments to FIs have been made by managing authorities of 6 RDPs. The reported amount of programme resources paid into FIs amount to EUR 67.70 million, out of which EUR 45.67 million of the EAFRD (more than double the amount reported for end of 2016). Overall, 18% of the RDP committed amounts were paid into FIs at the end of 2017.

Management costs and fees

Based on the information reported for end 2017, MAs of RDPs in Estonia, Germany, France and Spain have paid EUR 348,697.28 of management costs and fees to 3 funds of funds, 1 specific fund implemented with fund of funds and 2 specific funds without fund of fund. 94% of the total management costs and fees were paid as base remuneration and constituted less than 1% of the payments to FIs. One MS (Estonia) has reported, for the first time, performance fees paid amounting to EUR 20,447.53. Given the current state of implementation and the life cycle of the FI⁸², it is expected that performance remuneration will be reported for other operating FIs as from the next reporting exercise.

RDP investments in final recipients

Out of the 13 managing authorities which reported detailed data on FIs, 3 reported information on amounts committed and paid to final recipients. As detailed in Table 21 below, the FIs in Estonia and Germany committed EUR 20.30 million of RDP amount (out of which EAFRD- EUR 18.23 million) in loan contracts with final recipients and EUR 5.38 million of RDP contributions was set aside for guarantees signed⁸³ by the specific fund in Languedoc-Roussillon (FR).

At the end of 2017, the disbursements to final recipients were at 71% of the RDP contributions committed to final recipients in loan and guarantee contracts (out of which 68% EAFRD). This means that by comparison to the total RDP commitments to the FIs, the disbursement rate of payments into final recipients was 5% (for details per MS please see Table 21 on p. 145).

⁸² i.e. at the setup of FI the base remuneration is the main part of the management costs and fees and that the performance based element comes later in the implementation.

⁸³ Programme contributions blocked (committed) in guarantee contracts signed, irrespective whether the loan was disbursed or not to final recipient.

Estonia: first loans for rural development with support of the EAFRD

The FI, launched in February 2016, offers growth loans for micro and small enterprises and long-term investment loans for SMEs. Final recipients benefit from interest rates that are lower than the market rates, or longer repayment periods than commercial loans for projects which are considered as too risky by commercial banks. Special interest rates are provided to young farmers, producer groups and other groups such as startups, microenterprises, disabled people and women. When justified and related to development or expansion activities, an important part of the loan (30%) can be used to finance working capital that is linked to an investment. It covers sub-measures M4.1 “investments in agricultural holdings”, M4.2 “investments in processing and marketing agricultural products” and M6.4 “investments in creation and development of non-agricultural activities”.

The first years of implementation confirm that the conditions of the financial instrument are generally suitable for agricultural and rural entrepreneurs to overcome the existing market gap and enable them to make needed investments. In addition to the EAFRD support and national financing of EUR 3.6 million, the FI attracted an additional EUR 2.55 million of public co-investment.

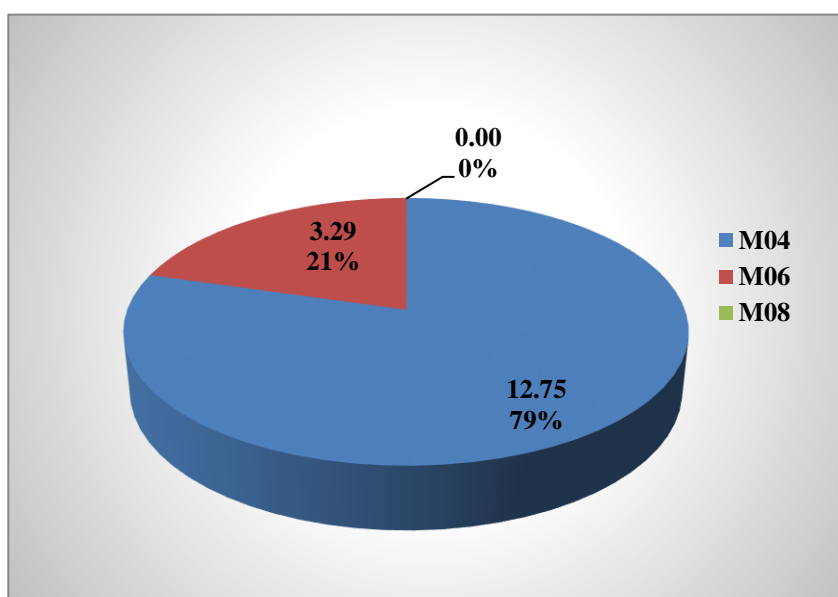
By the end of 2017, EUR 20.31 million, mostly of private resources, were combined with RDP support and invested directly into final recipients. In total 85 SMEs from different agricultural branches and of diversified size, as well as those active in food industry were supported. For both products, the achieved leverage was significantly higher than the expected one defined in the funding agreement.

By the end of 2017 in total EUR 18.19 million was paid out to final recipients, out of which EUR 16.04 million was EAFRD funding. The disbursement rate, calculated as a ratio between EAFRD amounts paid to the final recipients and the EAFRD amounts paid to the FIs, was 59% at the end of 2017 (27% in 2016 with only 1 FI having invested into final recipients).

Table 21 RDP investments in final recipients (per measure, in million EUR)

RDP & measure	RDP amount paid to FIs	out of which EAFRD	RDP amount committed to final recipients or set aside for guarantees	out of which EAFRD	RDP amount invested in final recipients or set aside for guarantees for the underlying loans	out of which EAFRD	out of which national cofinancing ²	Disbursement rate to final recipients	
								in relation to RDP payments to FIs	in relation to RDP commitments to FIs
DE Mecklenburg-Vorpommern	2.50	2.13	0.68	0.58	0.68	0.58	0.10	27%	6%
M04	2.50	2.13	0.68	0.58	0.68	0.58	0.10		
Estonia	25.47	22.92	19.61	17.65	16.43	14.78	1.64	64%	46%
M04	18.34	16.50	15.88	14.29	12.77	11.49	1.28		
M06	7.13	6.42	3.73	3.36	3.66	3.29	0.37		
FR Languedoc-Roussillon	7.91	2.36	5.38	5.38	1.08	0.68	0.40	14%	7%
M04	7.75	2.31	5.38	5.38	1.08	0.68	0.40		
M06	0.08	0.03	0.00	0.00	0.00	0.00	0.00		
M08	0.08	0.03	0.00	0.00	0.00	0.00	0.00		
Total	35.88	27.41	25.68	23.62	18.19	16.04	2.14	51%	29%
Total for M04	28.58	20.94	21.95	20.26	14.53	12.75	1.78	51%	
Total for M06	7.22	6.45	3.73	3.36	3.66	3.29	0.37	51%	
Total for M08	0.08	0.03	0.00	0.00	0.00	0.00	0.00	0%	

Figure 16 Investments in final recipients (per measure, in million EUR & %)



Contributions disbursed resulted in a total number of 133 investments made, the majority in form of a loan. 124 final recipients were supported by the FIs in Estonia, in the French region of Languedoc-Roussillon and the German region of Mecklenburg-Vorpommern. All final recipients were falling under SME category, out of which 76 were microenterprises.

Table 22 Final recipients supported by FIs (number and type of final recipient and number and type of contracts signed)

RDP/type of financial product/type of final recipient	Large enterprises	SMEs	out of which micro-enterprises	Individuals	Other types of final recipients	Total of final recipients supported per FIs/of financial products provided to final recipients
DE Mecklenburg-Vorpommern	0	2	0	0	0	2
loans	0	4	0	0	0	4
Estonia	0	85	76	0	0	85
loans	0	88	76	0	0	88
FR Languedoc-Roussillon	0	37	31	0	0	37
guarantees	0	41	0	0	0	41
Total of final recipients supported	0	124	107	0	0	124
Total of contracts signed with final recipients	0	133	76	0	0	133
out of which loans	0	92	76	0	0	92
out of which guarantees	0	41	0	0	0	41

Due to the EAFRD-specific monitoring framework, the MAs are also required to report on the sub-sector and size category of the final recipients supported by the FIs. The MAs of RDP in Estonia and Germany reported such data. Overall, the majority of final recipients were agricultural enterprises, 2 were active in food industry (non-agricultural rural enterprises). Size-wise, all categories of the agricultural enterprises in Estonia received FI support, but mostly those larger than 50 hectares and smaller than 5 hectares. For details see Table 23 and Table 24.

Table 23 Number of operations supported by FI-according to the agriculture physical size categories

Agriculture physical size categories	<5ha	5-10 ha	10-20 ha	20-50 ha	>50 ha
RDP Estonia					
N° of final recipients supported	19	6	2	4	19
Public expenditure (in mln EUR)	3.66	1.26	0.99	0.82	3.97

Table 24 Number of operations supported by FI-according to the sector

Type of agricultural branch	Other grazing livestock	Field crops	Horticulture	Milk	Mixed (crops + livestock)	Other permanent crops	Food industry
RDP Mecklenburg-Vorpommern (DE)							
N° of final recipients supported	0	0	0	0	0	0	2
Public expenditure (in mln EUR)	0.00	0.00	0.00	0.00	0.00	0.00	0.68
RDP Estonia							
N° of final recipients supported	14	8	1	6	8	6	19
Public expenditure (in mln EUR)	1.87	1.80	0.10	3.64	0.61	1.24	6.63

Interest and other gains generated by support from the EAFRD to the financial instrument, resources paid back to financial instrument and amounts repaid and reinvested

As of end of 2017, Estonia and Languedoc-Roussillon reported the amounts from interest and other gains generated through treasury operations by fund of funds or financial intermediaries according to Article 43 of the CPR, totalling EUR 6,641.80.

Moreover, Estonia reported on the amounts repaid to the FIs (EUR 568,270.00), from capital repayments gains, other earnings and yields. A half of those amounts (EUR 274,190.00) was reused, notably for the purpose of further capital investments.

Performance of the financial instrument, including leverage

At the end of the reporting period, all established FIs were operational and Estonia has reported on 1 defaulted loan of EUR 100,000.00.

As regards the leverage, being a function of the design of the FI product, it should be noted that the expected leverage of the loan type of FIs are significantly lower than that of the portfolio guarantee FIs. In the case of the Estonian and German loan funds, the leverage achieved at the end of reporting year was higher or very close to the expected leverage effect included in the funding agreement (see Table 25 below). The guarantee FI in Languedoc-Roussillon achieved the leverage of range significantly higher than projected⁸⁴.

Table 25 Final recipients supported by FIs (number and type) and financial products provided (number and type)

RDP	DE Mecklenburg-Vorpommern	Estonia		FR Languedoc-Roussillon
		1. Long-term investment loan	2. Micro and small business growth loan	1. First loss guarantee portfolio
Products offered	1. Loan to promote innovative product development and its market launch in the food industry			
Expected leverage effect by reference to the funding agreement, by product	1.17	2.13	1.07	5.00
Achieved leverage effect at the end of reporting year, by product	1.15	2.80	1.19	7.56

⁸⁴ Total amount of additional public and private contributions paid to final recipients in addition to RDP contributions amounted to EUR 4.99 million (i.e. seven times the amount of the EAFRD).

3.3. Contribution of FIs to the achievements and indicators

Support of the EAFRD FIs to the thematic objectives

The EAFRD allocations by thematic objectives (TOs) show the dominant position of the competitiveness related SME financing (TO3), which received more than 90% of the total EAFRD commitments under funding agreements, amounting to EUR 269.20 million (20% more than at the end of 2016). In comparison to 2016 data, the MAs decided to significantly reduce the EAFRD support provided through FIs to the remaining TOs (TO4, TO6 and TO8).

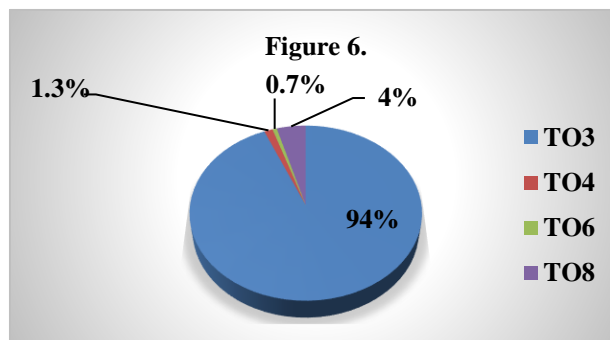
According to the data reported for end of 2017, the MAs significantly reduced the EAFRD support provided through FIs to TO4 and TO8: for TO8 4% to instead of 21% in 2016; for TO4 - 1.3% instead of 6% in 2016. The contributions to TO6 were reported by MS for the first time and received marginal contributions of EUR 1.89 million (0.7%).

Table 26 EAFRD amounts committed by thematic objective (in million EUR & %)

RDPs/TOs	Smart growth		Sustainable growth				Inclusive growth		Total
	TO3 ¹		TO4 ²		TO6 ³		TO8 ⁴		
DE Mecklenburg-Vorpommern	10.00	100%	0.00	0%	0.00	0%	0.00	0%	10.00
Estonia	18.89	58%	2.69	8%	0.00	0%	10.82	33%	32.40
FR Midi-Pyrénées	6.36	100%	0.00	0%	0.00	0%	0.00	0%	6.36
FR Languedoc-Roussillon	9.45	100%	0.00	0%	0.00	0%	0.00	0%	9.45
IT Umbria	2.16	100%	0.00	0%	0.00	0%	0.00	0%	2.16
IT Lombardia	13.80	100%	0.00	0%	0.00	0%	0.00	0%	13.80
IT Campania	6.10	100%	0.00	0%	0.00	0%	0.00	0%	6.10
IT Puglia	10.00	100%	0.00	0%	0.00	0%	0.00	0%	10.00
IT Veneto	15.00	100%	0.00	0%	0.00	0%	0.00	0%	15.00
IT Calabria	6.05	100%	0.00	0%	0.00	0%	0.00	0%	6.05
IT Emilia Romagna	2.33	100%	0.00	0%	0.00	0%	0.00	0%	2.33
Romania	92.84	99%	1.04	1%	0.00	0%	0.00	0%	93.88
ES Castilla y León	76.23	95%	0.00	0%	1.89	2%	1.89	2%	80.01
Total	269.20	94%	3.73	1.3%	1.89	0.7%	12.71	4%	287.53

1. TO3 - Enhancing the competitiveness of small and medium-sized enterprises, the agricultural sector (for the EAFRD) and the fisheries and aquaculture sector (for the EMFF)
2. TO4 - Supporting the shift towards a low-carbon economy in all sectors
3. TO6 - Preserving and protecting the environment and promoting resource efficiency
4. TO8 - Promoting sustainable and quality employment and supporting labour mobility

Figure 17 EAFRD amounts committed to FIs by thematic objective (in %)



FIs contributions to the achievement of output indicators

In contrary to the AIR 2016, the information concerning contribution of the FI to the achievement of the programme indicators was optional in the annual implementation report submitted in year 2018 (AIR 2017).

The complete information on progress toward targets was reported for 2 FIs: in Estonia and Germany. Targets specific for the FIs should be fixed in the funding agreements against which progress in their achievement should be reported as part of the reporting exercise.

Depending on the RDP measure under which a FI is set-up, the MA has to monitor and report the FIs contributions at least under 3 different indicators. Based on the AIR 2017 data, the EAFRD FIs were delivered under the measures M04, M06 and M08, linked to the following output indicators:

O1 - Total public expenditure: total public expenditure of the FI support paid to final recipients, or in the case of guarantees, set aside to guarantee loans disbursed to final recipients.

O2 - Total investment: total cost of the project receiving FI support, including also any own resources, grant and working capital part of the FI finance.

O3 and O4: number of final recipients and projects supported.

Table below summarises the progress made so far for 2 FIs, both set-up in 2016, at the end of the 2nd year of their existence.

Table 27 FI contributions to the achievement of output indicators

Common output indicator	Measure	Target value	Achieved value	Achievement rate (%)
RDP Mecklenburg-Vorpommern (DE)				
O1 -Total public expenditure (mln EUR)	M04	11.77	0.68	6%
O2 -Total investment (mln EUR)	M04	12.00	0.68	6%
O3 -Nr of actions/operations supported	M04	25	4	16%
O4- Nr of holdings/beneficiaries supported	M04	15	2	13%
RDP Estonia				
O1 -Total public expenditure (mln EUR)	M04&M06	36.00	25.47	71%
O2 -Total investment (mln EUR)	M04&M06	0,00	0,00	0%
O3 -Nr of actions/operations supported	M04&M06	180	62	34%
O4- Nr of holdings/beneficiaries supported	M04&M06	146	74	51%

4. Conclusions

The data presented in this chapter represent the information on the progress in setting up and operating of FIs under rural development programmes at the end of 2017.

Here are the key figures reported by the managing authorities for state of play on 31/12/2017:

- **8 Member States (DE, EE, ES, FR, IT, PT, RO and SI)** have programmed under **27 RDPs**, EUR 403.92 million for FIs, out of which EUR 278.76 million of the EAFRD contribution.
- **6 out of 8 Member States (i.e. DE, EE, ES, FR, IT, RO)** committed EUR 384.84 million (EUR 268.89 million EAFRD) in the funding agreements setting up **13 FIs**.
- **6 FIs were operational**, where the MAs paid EUR 67.70 million of their programme contributions (EUR 45.67 million EAFRD) to the FIs in Estonia, Germany, France, Italy, Romania and Spain. At the end of 2017, 17% of the total amount programmed for FIs was actually paid to FIs (the same rate for EAFRD).
- **3 FIs made payments to final recipients** totalling EUR 38.70 million, including EUR 18.18 million of the RDP resources (EUR 16.04 million of the EAFRD and EUR 2.14 million of national public co-financing). The remaining EUR 20.41 million of public and private resources were mobilised outside the RDP programmes. 124 SMEs were supported by the FIs in form of a loan or a guarantee. There were representing the different agricultural branches and food industry.
- **Management costs and fees paid to FIs** totalised to EUR 0.35 million i.e. less than 1% of the RDP amounts paid to FIs.
- The **EAFRD support allocated to the thematic objectives and RDP focus areas** show the dominant position of the competitiveness related SME financing.

It should be noted that the harmonisation of the reporting framework under EAFRD with other ESI Funds was implemented in SFC2014 and communicated to the RDP managing authorities. This paid off in the overall efficient and consistent reporting on FIs in the 2017 AIRs, however, further communication and awareness raising seems to be still necessary, especially considering the increasing number of new MAs with reporting obligation.

As the year 2017 has marked the halfway point of the current programming period, it is important to remind that only complete, reliable information provided by the MAs in the context of the annual implementation report exercise and within the regulatory deadline

will enable the Commission services to draw a picture on how the EAFRD FIs operated and spent the RDP money at closure of 2014-2020. The overall disbursement rate of the EAFRD being promising, still more efforts are needed to speed up the set-up and implementation in order to ensure disbursement to final recipients on time before the closure.

EMFF

Under the EMFF, Estonia is the only Member State currently operating a financial instrument for the 2014-20 programming period.

The ex-ante assessment looked at market failure and sub optimal investment situations, as well as the opportunities and demand for different types of financial products. Its findings concluded that a financial instrument would be useful for the processing and aquaculture sectors. The funding agreements with the body implementing the financial instrument were signed on 23/1/2017 and 13/6/2017.

The total planned amount of the financial instrument to be implemented is EUR 15 million, 75% of which comes from EMFF 2014-2020 and 25% from the Estonian state budget. At the end of 2017:

1. Growth loan for micro-enterprises and small enterprises that are launching or engaged in fish processing: The first 25% instalment of EUR 800 000 has been paid out to the Estonian Rural Development Foundation (the planned total amount of the fund is EUR 3.2 million). There are 5 loan recipients, who have received a total of EUR 410 000.
2. Long-term investment loan for enterprises launching or engaged in fish processing: The first 25% instalment of EUR 1 000 000 has been paid out to the Estonian Rural Development Foundation (the planned total amount of the fund is EUR 4 million). There are 2 loan recipients, who have received a total of EUR 556 714.
3. Investment loan for enterprises launching or engaged in the production of aquaculture products: The first 25% instalment of EUR 1 000 000 has been paid out to the Estonian Rural Development Foundation (the planned total amount of the fund is EUR 4 million). No loans had been paid out to recipients by the end of 2017.

There is general positive experience in the seafood sector in Estonia regarding financial instruments, also due to a successful implementation during the previous programming period. As this is the first year of implementation of FI under the EMFF programme, the uptake seems satisfactory and it is expected to significantly improve in the following years.

Main findings and key figures

Key figures reported by managing authorities for state of play at 31/12/2017

1 Member State implementing FI

EUR 15 million planned to support the processing of fisheries products and the aquaculture sector through financial instruments.

Three agreements were signed with the Estonian Rural Development Foundation (RDF) for a total amount of **EUR 11.2 million** (EUR 8.4 million from EMFF and national EUR 2.8 million), of which **EUR 2.8 million** were already paid to RDF.

Payments to final beneficiaries (7 loan recipients) amount to **EUR 0.97 million**, EMFF contributing with EUR 0.73 million.

Thematic area of support: **TO3**.

